

LEA Name : Exeter Township SD
Address : 200 Elm St
Reading , PA 19606

County : Berks
AUN Number : 114062003
LEA Type : SD


Annual Financial Report Accuracy Certification Statement

For Fiscal Year Ending
6/30/2016

Pennsylvania Department of Education
&
Office of Comptroller Operations

PDE-2056: Intermediate Unit
PDE-2057: School District, AVTS/CTC, Charter School,
and Special Program Jointure

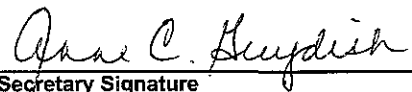
CERTIFICATION: By signing this page I agree that the electronic data submitted is a complete and accurate statement of the financial operations and status of the local education agency for the fiscal year. It has been prepared in accordance with generally accepted accounting principles and established Commonwealth of PA reporting guidelines.



Chief School Administrator Signature

10/28/16

Date



Board Secretary Signature

October 27, 2016

Date

Alana Panzer

Contact Person

(610)779-0700 Ext :1025

Contact Person Telephone Number

acpanzer@exeter.k12.pa.us

Contact Person E-mail Address

(610)779-1085

Contact Person Fax Number

Audit Certification
Annual Financial Report:
For Fiscal Year Ending **6/30/2016**
(Pursuant to PA School Code Section 218(b))

LEA Name : Exeter Township SD
AUN Number : 114062003
County : Berks

Audit Certification Due: 12/31/2016

This certification is applicable to:

- Orig. Annual Financial Report submitted to Comptroller Operations:** _____
Date


- Annual Financial Report revisions submitted on:** _____
Date

Auditing Firm: Maillie
P. O. Box 680
Oaks, PA 19456

Auditor Contact Name: Chris Herr, CPA
Auditor Phone: 610-935-1420 Ext 235
Auditor E-mail: cherr@maillie.com

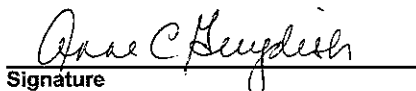
CERTIFICATION: By signing this page I agree that the financial statements of the school have been properly audited as noted above pursuant to Article XXIV, and in the auditor's professional opinion, the Annual Financial Report (PDE-2057) submitted on the date referenced is materially consistent with the audited financial statements.

Chief School Administrator


Signature

10/28/16
Date

Board Secretary


Signature

October 27, 2016
Date

Alana Panzer
Contact Person

acpanzer@exeter.k12.pa.us
Contact Person E-mail Address

(610)779-0700 Ext:1025
Contact Person Telephone Number

(610)779-1085
Contact Person Fax Number

<u>Val Number</u>	<u>Description</u>	<u>Justification</u>
42420	<p>Expenditure Detail: Total current year 2700-513 expenditure varies from prior year by 10%. Correct the data or enter a justification.</p> <p>2700-513, AFR Exp Detail: \$106,715.71 2700-513, PY AFR Amount: \$89,500.96</p>	<p>Additional student placements outside the school district increased the need for contracted transportation services.</p>
50430	<p>SESS - 2160 Social Work Services: SESS Schedule amounts for Special Education vary from prior year by 40% or more. Correct the data or enter a justification.</p> <p>SESS Schedule 2160: \$11,074.50 Prior Year SESS Schedule 2160: \$46,714.54</p>	<p>Reduced need for social work services.</p>
50450	<p>SESS - 2350 Legal and Accounting Services: SESS Schedule amounts for Special Education vary from prior year by 40% or more. Correct the data or enter a justification.</p> <p>SESS Schedule 2350: \$163,102.75 Prior Year SESS Schedule 2350: \$115,457.35</p>	<p>Additional legal fees incurred in litigation cases involving special education students.</p>

Amounts Expressed in Whole Dollars

	<u>General Fund</u> <u>(10)</u>	<u>Public Purpose Trust</u> <u>(27)</u>	<u>Other Compt Approved</u> <u>(28)</u>	<u>Athletic / Activity</u> <u>(29)</u>	<u>Capital Reserve (690.</u> <u>1850)</u> <u>(31)</u>
Assets And Deferred Outflows Of Resources					
Assets					
0100 Cash and Cash Equivalents	1,066,855				
0110 Investments	18,883,003				
0120 Taxes Receivable	2,580,170				
0130 Due From Other Funds	97,327				
0141 Due From Other Governments	3,679,216				
0142 State Revenue Receivable					
0143 Federal Revenue Receivable					
0145 Other Intergovernmental Revenue Receivable					
0146 Due from Primary Government					
0147 Due from Component Unit					
0150 Other Receivables	175,800				
0170 Inventories					
0180 Prepaid Expenses (Expenditures)	6,053				
0190 Other Current Assets					
Total Assets	\$26,488,424				
0910 Deferred Outflows of Resources					
Total Assets And Deferred Outflows Of Resources	\$26,488,424				

Amounts Expressed in Whole Dollars

	<u>Capital Reserve (1431)</u> <u>(32)</u>	<u>Other Capital Projects</u> <u>Fund</u> <u>(39)</u>	<u>Debt Service</u> <u>(40)</u>	<u>Permanent</u> <u>(90)</u>	<u>Total Governmental</u> <u>Funds</u>
Assets And Deferred Outflows Of Resources					
Assets					
0100 Cash and Cash Equivalents					1,066,855
0110 Investments	4,464,959	3,701,838			27,049,800
0120 Taxes Receivable					2,580,170
0130 Due From Other Funds	625,000				722,327
0141 Due From Other Governments					3,679,216
0142 State Revenue Receivable					
0143 Federal Revenue Receivable					
0145 Other Intergovernmental Revenue Receivable					
0146 Due from Primary Government					
0147 Due from Component Unit					
0150 Other Receivables	5,987	26			181,813
0170 Inventories					
0180 Prepaid Expenses (Expenditures)					6,053
0190 Other Current Assets					
Total Assets	\$5,095,946	\$3,701,864			\$35,286,234
0910 Deferred Outflows of Resources					
Total Assets And Deferred Outflows Of Resources	\$5,095,946	\$3,701,864			\$35,286,234

Amounts Expressed in Whole Dollars	<u>General Fund</u> <u>(10)</u>	<u>Public Purpose Trust</u> <u>(27)</u>	<u>Other Compt Approved</u> <u>(28)</u>	<u>Athletic / Activity</u> <u>(29)</u>	<u>Capital Reserve (690.</u> <u>1850)</u> <u>(31)</u>
Liabilities And Deferred Inflows Of Resources And Fund Balances					
Liabilities					
0400 Due to Other Funds	625,000				
0411 Due to Other Governments	347				
0412 Due to Primary Government					
0413 Due to Component Unit					
0420 Accounts Payable	628,625				
0430 Contracts Payable					
0440 Current Portion of Long-Term Debt					
0450 Short-Term Payables					
0461 Accrued Salaries and Benefits	6,028,350				
0462 Payroll Deductions and Withholding					
0480 Unearned Revenues	10,124				
0490 Other Current Liabilities	36,372				
Total Liabilities	\$7,328,818				
0950 Deferred Inflows of Resources	1,705,033				
Fund Balances					
0810 Nonspendable Fund Balance	6,053				
0820 Restricted Fund Balance					
0830 Committed Fund Balance	2,904,460				
0840 Assigned Fund Balance	4,404,300				
0850 Unassigned Fund Balance	10,139,760				
Total Fund Balances	\$17,454,573				
Total Liabilities, Deferred Inflows Of Resources And Fund Balances	\$26,488,424				

Amounts Expressed in Whole Dollars

	<u>Capital Reserve (1431)</u> <u>(32)</u>	<u>Other Capital Projects</u> <u>Fund</u> <u>(39)</u>	<u>Debt Service</u> <u>(40)</u>	<u>Permanent</u> <u>(90)</u>	<u>Total Governmental</u> <u>Funds</u>
Liabilities And Deferred Inflows Of Resources And Fund Balances					
Liabilities					
0400 Due to Other Funds					625,000
0411 Due to Other Governments					347
0412 Due to Primary Government					
0413 Due to Component Unit					
0420 Accounts Payable					628,625
0430 Contracts Payable					
0440 Current Portion of Long-Term Debt					
0450 Short-Term Payables					
0461 Accrued Salaries and Benefits					6,028,350
0462 Payroll Deductions and Withholding					
0480 Unearned Revenues					10,124
0490 Other Current Liabilities					36,372
Total Liabilities					\$7,328,818
0950 Deferred Inflows of Resources					1,705,033
Fund Balances					
0810 Nonspendable Fund Balance					6,053
0820 Restricted Fund Balance		3,701,864			3,701,864
0830 Committed Fund Balance					2,904,460
0840 Assigned Fund Balance	5,095,946				9,500,246
0850 Unassigned Fund Balance					10,139,760
Total Fund Balances	\$5,095,946	\$3,701,864			\$26,252,383
Total Liabilities, Deferred Inflows Of Resources And Fund Balances	\$5,095,946	\$3,701,864			\$35,286,234

Amounts Expressed in Whole Dollars	<u>General Fund</u> <u>(10)</u>	<u>Public Purpose Trust</u> <u>(27)</u>	<u>Other Compt Approved</u> <u>(28)</u>	<u>Athletic / Activity</u> <u>(29)</u>	<u>Capital Reserve (690.</u> <u>1850.</u> <u>(31)</u>
Revenues					
6000 Revenue from Local Sources	48,495,954				
7000 Revenue from State Sources	20,158,974				
8000 Revenue from Federal Sources	686,129				
Total Revenues	\$69,341,057				
Expenditures					
1000 Instruction	39,570,931				
2000 Support Services	17,986,299				
3000 Operation of Non-Instructional Services	1,350,868				
4000 Facilities Acquisition, Construction and Improvement Services	658,081				
5110 Debt Service	8,739,618				
5130 Refund of Prior Year Revenues / Receipts					
5140 Short-Term Borrowing – Interest and Costs					
Total Expenditures	\$68,305,797				
Excess (Deficiency) Of Revenues Over Expenditures	\$1,035,260				
Other Financing Sources (Uses)					
9110 Face Value of Bonds Issued					
9120 Proceeds from Refunding of Bonds					
9130 Bond Premiums					
9200 Proceeds from Extended-Term Financing					
9300 Interfund Transfers - IN					
9400 Sale of or Compensation for Loss of Fixed Assets	21,500				
9710 Transfers from Component Units					
9720 Transfers from Primary Governments					
9910 Other Financing Sources Not Listed in the 9000 Series					
9990 Insurance Recoveries	34,147				
5120 Debt Service – Refunded Bonds					
5150 Bond Discounts					
5200 Interfund Transfers – Out	625,155				
5300 Transfers Out to Component Units/Primary Governments					
Total Other Financing Sources (Uses)	(\$569,508)				

Amounts Expressed in Whole Dollars	<u>Capital Reserve (1431)</u> <u>(32)</u>	<u>Other Capital Projects</u> <u>Fund</u> <u>(39)</u>	<u>Debt Service</u> <u>(40)</u>	<u>Permanent</u> <u>(90)</u>	<u>Total Governmental</u> <u>Funds</u>
Revenues					
6000 Revenue from Local Sources	26,373	11,323			48,533,650
7000 Revenue from State Sources					20,158,974
8000 Revenue from Federal Sources					686,129
Total Revenues	\$26,373	\$11,323			\$69,378,753
Expenditures					
1000 Instruction					39,570,931
2000 Support Services	27,477	320,718			18,334,494
3000 Operation of Non-Instructional Services					1,350,868
4000 Facilities Acquisition, Construction and Improvement Services	65,093	57,019			780,193
5110 Debt Service					8,739,618
5130 Refund of Prior Year Revenues / Receipts					
5140 Short-Term Borrowing – Interest and Costs					
Total Expenditures	\$92,570	\$377,737			\$68,776,104
Excess (Deficiency) Of Revenues Over Expenditures	(\$66,197)	(\$366,414)			\$602,649
Other Financing Sources (Uses)					
9110 Face Value of Bonds Issued					
9120 Proceeds from Refunding of Bonds					
9130 Bond Premiums					
9200 Proceeds from Extended-Term Financing					
9300 Interfund Transfers - IN	625,000				625,000
9400 Sale of or Compensation for Loss of Fixed Assets					21,500
9710 Transfers from Component Units					
9720 Transfers from Primary Governments					
9910 Other Financing Sources Not Listed in the 9000 Series					
9990 Insurance Recoveries		1,450,000			1,484,147
5120 Debt Service – Refunded Bonds					
5150 Bond Discounts					
5200 Interfund Transfers – Out					625,155
5300 Transfers Out to Component Units/Primary Governments					
Total Other Financing Sources (Uses)	\$625,000	\$1,450,000			\$1,505,492

Amounts Expressed in Whole Dollars	<u>General Fund</u> <u>(10)</u>	<u>Public Purpose Trust</u> <u>(27)</u>	<u>Other Compt Approved</u> <u>(28)</u>	<u>Athletic / Activity</u> <u>(29)</u>	<u>Capital Reserve</u> <u>(690.</u> <u>1850)</u> <u>(31)</u>
Special And Extraordinary Items					
9920 Special Items – Gains					
9930 Extraordinary Items – Gains					
5520 Special Items – Losses					
5530 Extraordinary Items – Losses					
Net Change In Fund Balances	\$465,752				
Fund Balance					
0001 Fund Balance - Beginning of Fiscal Year	16,988,821				
Fund Balance - End Of Year	\$17,454,573				

Amounts Expressed in Whole Dollars	<u>Capital Reserve (1431)</u> <u>(32)</u>	<u>Other Capital Projects</u> <u>Fund</u> <u>(39)</u>	<u>Debt Service</u> <u>(40)</u>	<u>Permanent</u> <u>(90)</u>	<u>Total Governmental</u> <u>Funds</u>
Special And Extraordinary Items					
9920 Special Items – Gains					
9930 Extraordinary Items – Gains					
5520 Special Items – Losses					
5530 Extraordinary Items – Losses					
Net Change In Fund Balances	\$558,803	\$1,083,586			\$2,108,141
Fund Balance					
0001 Fund Balance - Beginning of Fiscal Year	4,537,143	2,618,278			24,144,242
Fund Balance - End Of Year	\$5,095,946	\$3,701,864			\$26,252,383

Amounts Expressed in Whole Dollars	<u>Food Service</u> <u>(51)</u>	<u>Child Care</u> <u>Operations</u> <u>(52)</u>	<u>Other Enterprise</u> <u>(58)</u>	<u>TOTAL</u>	<u>Internal Service</u> <u>(60)</u>
Assets And Deferred Outflows Of Resources					
Current Assets					
0100 Cash and Cash Equivalents	195,596			195,596	
0110 Investments	600,000			600,000	
0130 Due From Other Funds					
0141 Due From Other Governments	14,017			14,017	
0142 State Revenue Receivable					
0143 Federal Revenue Receivable					
0146 Due from Primary Government					
0147 Due from Component Unit					
0150 Other Receivables	773			773	
0170 Inventories	73,496			73,496	
0180 Prepaid Expenses (Expenditures)					
0190 Other Current Assets					
Total Current Assets	\$883,882			\$883,882	
Noncurrent Assets					
0211 Land					
0212 Site Improvements (Net)					
0220 Buildings and Building Improvements (Net)					
0230 Machinery, Equipment and Furniture (Net)	141,100			141,100	
0250 Construction in Progress					
0260 Long Term Prepayments					
0290 Other Noncurrent Assets					
Total Noncurrent Assets	\$141,100			\$141,100	
0910 Deferred Outflows of Resources	327,000			327,000	
Total Assets And Deferred Outflows Of Resources	\$1,351,982			\$1,351,982	

Amounts Expressed in Whole Dollars	<u>Food Service</u> <u>(51)</u>	<u>Child Care</u> <u>Operations</u> <u>(52)</u>	<u>Other Enterprise</u> <u>(58)</u>	<u>TOTAL</u>	<u>Internal Service</u> <u>(60)</u>
Liabilities And Deferred Inflows Of Resources And Net Position					
Current Liabilities					
0400 Due to Other Funds	96,245			96,245	
0411 Due to Other Governments					
0413 Due to Component Unit					
0420 Accounts Payable	1,860			1,860	
0430 Contracts Payable					
0440 Current Portion of Long-Term Debt					
0450 Short-Term Payables					
0461 Accrued Salaries and Benefits	134,829			134,829	
0462 Payroll Deductions and Withholding					
0480 Unearned Revenues	45,324			45,324	
0490 Other Current Liabilities					
Total Current Liabilities	\$278,258			\$278,258	
Noncurrent Liabilities					
0510 Bonds Payable					
0520 Extended-Term Financing Agreements Payable					
0530 Lease-Purchase Obligations					
0540 Accumulated Compensated Absences					
0550 Authority Lease Obligations					
0560 Other Post-Employment Benefits (OPEB)					
0570 Net Pension Liability					
0599 Other Long-Term Liabilities	2,165,000			2,165,000	
Total Noncurrent Liabilities	\$2,165,000			\$2,165,000	
Total Liabilities	\$2,443,258			\$2,443,258	
0950 Deferred Inflows of Resources	167,000			167,000	
Net Position					
0791 Invested in Capital Assets, Net of Related Debt	141,100			141,100	
0008 Restricted Net Position (0792 – 0798)					
0799 Unrestricted Net Position	(1,399,376)			(1,399,376)	
Total Net Position	(\$1,258,276)			(\$1,258,276)	
Total Liabilities And Deferred Inflows Of Resources And Net Position	\$1,351,982			\$1,351,982	

Amounts Expressed in Whole Dollars	<u>Food Service</u> <u>(51)</u>	<u>Child Care Operations</u> <u>(52)</u>	<u>Other Enterprise</u> <u>(58)</u>	<u>TOTAL</u>	<u>Internal Service</u> <u>(60)</u>
Operating Revenues					
6600 Food Service Revenue	830,494			830,494	
0071 Charges for Services					
0072 Other Operating Revenue					
Total Operating Revenues	\$830,494			\$830,494	
Operating Expenses					
100 Personnel Services – Salaries	713,098			713,098	
200 Personnel Services – Employee Benefits	459,701			459,701	
300 Purchased Professional and Technical Services					
400 Purchased Property Services	43,426			43,426	
500 Other Purchased Services	78,760			78,760	
600 Supplies	628,754			628,754	
740 Depreciation	17,075			17,075	
810 Dues and Fees	6,833			6,833	
890 Miscellaneous Expenditures					
Total Operating Expenses	\$1,947,647			\$1,947,647	
Operating Income (Loss)	(\$1,117,153)			(\$1,117,153)	
Non Operating Revenues (Expenses)					
6500 Earnings on Investments	922			922	
6920 Contributions and Donations from Private Sources					
6930 Gains or Losses on Sale of Fixed Assets					
6991 Refunds of a Prior Year Expenditure					
7000 Revenue from State Sources	171,654			171,654	
8000 Revenue from Federal Sources	669,631			669,631	
820 Claims and Judgments Against the LEA					
830 Interest					
TOTAL Non Operating Revenues (Expenses)	\$842,207			\$842,207	
Income (Loss) Before Contributions And Transfers	(\$274,946)			(\$274,946)	

Amounts Expressed in Whole Dollars	<u>Food Service</u> <u>(51)</u>	<u>Child Care Operations</u> <u>(52)</u>	<u>Other Enterprise</u> <u>(58)</u>	<u>TOTAL</u>	<u>Internal Service</u> <u>(60)</u>
Contributions, Transfers, and Special and Extraordinary Items					
5200 Interfund Transfers – Out					
5300 Transfers Out to Component Units/Primary Governments					
5520 Special Items – Losses					
5530 Extraordinary Items – Losses					
9300 Interfund Transfers - IN	155			155	
9500 Capital Contributions					
9700 Transfers IN From Component Units/Primary Governments					
9920 Special Items – Gains					
9930 Extraordinary Items – Gains					
Change In Net Position	(\$274,791)			(\$274,791)	
0002 Net Position - Beginning of Fiscal Year	(983,485)			(983,485)	
0003 Accounting Changes / Residual Equity Transfers					
Net Position - End Of Year	(\$1,258,276)			(\$1,258,276)	

Amounts Expressed in Whole Dollars	<u>Food Service</u> <u>(51)</u>	<u>Child Care Operations</u> <u>(52)</u>	<u>Other Enterprise</u> <u>(58)</u>	<u>TOTAL</u>	<u>Internal Service(60)</u>
Cash Flows From Operating Activities					
0011 Cash Receipts From Users	837,028			837,028	
0012 Cash Receipts From Assessments Made to Other Funds					
0013 Cash Receipts From Earnings on Investments					
0014 Cash Receipts From Other Operating Revenue					
0015 Cash Payments To Employees For Services	1,066,602			1,066,602	
0016 Cash Payments For Insurance Claims					
0017 Cash Payments To Suppliers For Goods and Services	586,905			586,905	
0018 Cash Payments For Other Operating Expenses					
Net Cash Provided By (Used For) Operating Activities	(\$816,479)			(\$816,479)	
Cash Flows From Non-Capital Financing Activities					
0021 Receipts From Local Sources - 6000	155			155	
0022 Receipts From State Sources - 7000	171,678			171,678	
0023 Receipts From Federal Sources -8000	576,190			576,190	
0024 Notes and Loans Received (Repaid)					
0025 Interest Paid on Notes/Loans - 5100-830					
0026 Operating Transfers In (Out)/Residual Equity Trans					
0027 Operating Transfers In (Out) Primary Government / Comp Unit					
0028 Receipts From Refund of Prior Year Expenditures - 6991					
0029 Special and Extraordinary Gains (losses)					
Net Cash Prov By (Used for) Non-Capital Financing Activities	\$748,023			\$748,023	
Cash Flows From Capital and Related Financing Activities					
0031 Payments For Fac Acq, Const, and Imp - 4000					
0032 Gain / (Loss) on Sale of Fixed Assets - 6930					
0033 Proceeds From Extended Term Financing - 9200					
0034 Principal Paid on Financing Agreements					
0035 Interest Paid on Financing Agreements - 5100-830					
0036 (Inc) Dec in Contributed Capital	(76,514)			(76,514)	
Net Cash Prov By (Used for) Capital and Related Financing Activities	(\$76,514)			(\$76,514)	
Cash Flows From Investing Activities					
0041 Earnings on Investments - 6500	922			922	
0042 Purchase of Inv Securities / Deposits to Inv Pools	(110,000)			(110,000)	
0043 Receipts From Investment Pool Withdrawals					
0044 Proceeds from Sale and Maturity of Inv Securities					
0045 Loans Received (Paid)					
Net Cash Prov By (Used for) Investing Activities	(\$109,078)			(\$109,078)	

	<u>Food Service</u> <u>(51)</u>	<u>Child Care Operations</u> <u>(52)</u>	<u>Other Enterprise</u> <u>(58)</u>	<u>TOTAL</u>	<u>Internal Service</u> <u>(60)</u>
Net Increase (Decrease) in Cash Flows	(254,048)			(254,048)	
0004 Cash and Cash Equivalents Beginning of Year	449,644			449,644	
Cash and Cash Equivalents at Year End	\$195,596			\$195,596	
<hr/>					
Reconciliation of Operating Income (Loss) To Net Cash Provided by (Used For) Operating Activities					
0005 Operating Income (Loss) per REP	(1,117,153)			(1,117,153)	
Adjustments					
0051 Depreciation and Net Amortization	17,075			17,075	
0052 Provision for Uncollectible Accounts					
0053 Other Adjustments	92,294			92,294	
Effect of Changes in Assets, Liabilities, Deferred Outflows and Deferred Inflows					
0054 (Inc) Dec In Accounts Receivable (0120-0150)	3,154			3,154	
0055 Advances to Other Funds (0160)	73,433			73,433	
0056 (Inc) Dec in Inventories (0170)	3,624			3,624	
0057 (Inc) Dec in Prepaid Expenses (0180)					
0058 (Inc) Dec in Other Current or Noncurrent Assets					
0064 Deferred Outflows (0910)					
0059 Inc (Dec) in Accounts Payable (0400-0450)	1,517			1,517	
0060 Inc (Dec) in Accrued Salaries/Benefits (0461)	7,197			7,197	
0065 Inc (Dec) in Net Pension Liabilities (0570)					
0066 Inc (Dec) in Other Postemp Benefit Oblig (0560)					
0061 Inc (Dec) in Payroll Deductions/Withholding (0462)					
0062 Inc (Dec) in Unearned Revenue (0480)	3,380			3,380	
0063 Inc (Dec) in Other Current or Noncurrent Liabilities	99,000			99,000	
0067 Deferred Inflows (0950)					
Total Adjustments	\$300,674			\$300,674	
Cash Provided By (Used for) Total	(\$816,479)			(\$816,479)	

COMBINED STATEMENT OF CASH FLOWS
SCHEDULE OF NONCASH INVESTING, CAPITAL, AND FINANCING ACTIVITIES

Explanation of Transaction and Balance Sheet Effect	Amount
Total	

LEA : 114062003 Exeter Township SD

Printed 10/27/2016 2:27:54 PM

Amounts Expressed in Whole Dollars

	<u>Private Purpose Trust</u> <u>(71)</u>	<u>Investment Trust</u> <u>(72)</u>	<u>Pension Trust</u> <u>(73)</u>	<u>Activity</u> <u>(81)</u>
Assets And Deferred Outflows Of Resources				
Assets				
0100 Cash and Cash Equivalents	31,325			121,248
0110 Investments	28,339			24,507
0130 Due From Other Funds				
0147 Due from Component Unit				
0150 Other Receivables				
0170 Inventories				
0180 Prepaid Expenses (Expenditures)				
0190 Other Current Assets				
0220 Buildings and Building Improvements (Net)				
0230 Machinery, Equipment and Furniture (Net)				
Total Assets	\$59,664			\$145,755
0910 Deferred Outflows of Resources				
Total Assets And Deferred Outflows Of Resources	\$59,664			\$145,755

LEA : 114062003 Exeter Township SD

Printed 10/27/2016 2:27:54 PM

Amounts Expressed in Whole Dollars

	<u>Other Agency</u> <u>(89)</u>	<u>Discrete Component Units</u> <u>(98)</u>	<u>Discrete Component Units</u> <u>(99)</u>	<u>Total Fiduciary Funds</u>
Assets And Deferred Outflows Of Resources				
Assets				
0100 Cash and Cash Equivalents				152,573
0110 Investments				52,846
0130 Due From Other Funds				
0147 Due from Component Unit				
0150 Other Receivables				
0170 Inventories				
0180 Prepaid Expenses (Expenditures)				
0190 Other Current Assets				
0220 Buildings and Building Improvements (Net)				
0230 Machinery, Equipment and Furniture (Net)				
Total Assets				\$205,419
0910 Deferred Outflows of Resources				
Total Assets And Deferred Outflows Of Resources				\$205,419

LEA : 114062003 Exeter Township SD

Printed 10/27/2016 2:27:54 PM

Amounts Expressed in Whole Dollars	<u>Private Purpose Trust</u> (71)	<u>Investment Trust</u> (72)	<u>Pension Trust</u> (73)	<u>Activity</u> (81)
Liabilities, Deferred Inflows Of Resources And Net Position				
Liabilities				
0400 Due to Other Funds				1,082
0411 Due to Other Governments				
0412 Due to Primary Government				
0413 Due to Component Unit				
0420 Accounts Payable				144,673
0430 Contracts Payable				
0450 Short-Term Payables				
0461 Accrued Salaries and Benefits				
0462 Payroll Deductions and Withholding				
0480 Unearned Revenues				
0490 Other Current Liabilities				
Total Liabilities				\$145,755
0950 Deferred Inflows of Resources				
Net Position				
0791 Invested in Capital Assets, Net of Related Debt				
0009 Restricted Net Position (0792 – 0798)				
0799 Unrestricted Net Position		59,664		
Total Net Position		\$59,664		
Total Liabilities, Deferred Inflows Of Resources And Net Position		\$59,664		\$145,755

LEA : 114062003 Exeter Township SD

Printed 10/27/2016 2:27:54 PM

Amounts Expressed in Whole Dollars

<u>Other Agency</u>	<u>Discrete Component Units</u>	<u>Discrete Component Units</u>	<u>Total Fiduciary Funds</u>
(89)	(98)	(99)	

Liabilities, Deferred Inflows Of Resources And Net Position

Liabilities

0400 Due to Other Funds				1,082
0411 Due to Other Governments				
0412 Due to Primary Government				
0413 Due to Component Unit				
0420 Accounts Payable				144,673
0430 Contracts Payable				
0450 Short-Term Payables				
0461 Accrued Salaries and Benefits				
0462 Payroll Deductions and Withholding				
0480 Unearned Revenues				
0490 Other Current Liabilities				

Total Liabilities	\$145,755
--------------------------	------------------

0950 Deferred Inflows of Resources

Net Position

0791 Invested in Capital Assets, Net of Related Debt				
0009 Restricted Net Position (0792 – 0798)				
0799 Unrestricted Net Position				59,664

Total Net Position	\$59,664
---------------------------	-----------------

Total Liabilities, Deferred Inflows Of Resources And Net Position	\$205,419
--	------------------

Amounts Expressed in Whole Dollars	<u>Private Purpose Trust</u> (71)	<u>Investment Trust</u> (72)	<u>Pension Trust</u> (73)	<u>Discrete Component</u> <u>Units</u> (98)	<u>Discrete Component</u> <u>Units</u> (99)	<u>Total Fiduciary</u> <u>Funds</u>
Additions						
0091 Gifts and Contributions	12,229					12,229
0092 Other Additions	40					40
Deductions						
0093 Scholarships Awarded	7,550					7,550
0094 Other Deductions						
Change In Net Position	\$4,719					\$4,719
0006 Net Position – Beginning of Fiscal Year	54,945					54,945
0007 Net Position Held in Trust for Pension Benefits						
Net Position - End of Fiscal Year	\$59,664					\$59,664

	<u>Revenue Reported In Current Year</u>	<u>Current Year Tax Accrual</u>	<u>Prior Year Tax Accrual</u>	<u>Taxes Collected In Current Year</u>
<u>Revenue from Local Sources</u>				
6111 Current Real Estate Taxes	40,564,918.35			40,564,918.35
6112 Interim Real Estate Taxes	194,630.54			194,630.54
6113 Public Utility Realty Taxes	53,073.49			53,073.49
6120 Current Per Capita Taxes, Section 679	70,171.50			70,171.50
6141 Current Act 511 Per Capita Taxes	70,171.50			70,171.50
6143 Current Act 511 Local Services Taxes	85,172.01			85,172.01
6151 Current Act 511 Earned Income Taxes	3,699,201.24	274,089.70	258,221.88	3,683,333.42
6153 Current Act 511 Real Estate Transfer Taxes	890,961.01	461,094.21	43,262.48	473,129.28
6157 Current Act 511 Mercantile Taxes	533,303.30			533,303.30
6411 Delinquent Real Estate Taxes	1,165,100.70	89,394.80	134,509.68	1,210,215.58
6420 Delinquent Per Capita Taxes, Section 679	3,963.52	211.62	246.59	3,998.49
6440 Delinquent Local Enabling Taxes - Flat Rate Assessments	3,963.58	211.63	246.60	3,998.55
6500 Earnings on Investments	90,386.96			
6700 Revenues from LEA Activities	177,761.30			
6831 Federal Revenue Received from Other Pennsylvania Public LEAs	1,995.00			
6832 Federal IDEA Revenue Received as Pass Through	657,871.18			
6910 Rentals	65,219.81			
6920 Contributions and Donations from Private Sources	57,689.08			
6941 Regular Day School Tuition	12,323.66			
6942 Summer School Tuition	23,352.80			
6944 Receipts from Other LEAs in Pennsylvania - Education	5,720.00			
6991 Refunds of a Prior Year Expenditure	16,711.92			
6999 Other Revenues Not Specified Above	52,291.25			
TOTAL Revenue from Local Sources	\$48,495,953.70	\$825,001.96	\$436,487.23	\$46,946,116.01

**Revenue Reported
In Current Year**

Revenue from State Sources

7110 Basic Education Funding	8,344,261.04			
7160 Tuition for Orphans Subsidy	105,030.51			
7271 Special Education funds for School-Aged Pupils	2,058,328.87			
7311 Pupil Transportation Subsidy	845,074.71			
7312 Nonpublic and Charter School Pupil Transportation Subsidy	148,449.99			
7320 Rental and Sinking Fund Payments / Building Reimbursement Subsidy	1,406,411.94			
7330 Health Services (Medical, Dental, Nurse, Act 25)	77,678.82			
7340 State Property Tax Reduction Allocation	1,359,812.74			
7505 Ready to Learn Block Grant	542,921.00			
7810 State Share of Social Security and Medicare Taxes	1,102,370.66			
7820 State Share of Retirement Contributions	4,168,633.90			
TOTAL Revenue from State Sources	\$20,158,974.18			

**Revenue Reported
In Current Year**

Revenue from Federal Sources

8514 NCLB, Title I - Improving the Academic Achievement of the Disadvantaged	416,817.33		
8515 NCLB, Title II - Preparing, Training and Recruiting High Quality Teachers and Principals	73,548.99		
8516 NCLB, Title III - Language Instruction for Limited English Proficient and Immigrant Students	10,534.42		
8810 School-Based Access Medicaid Reimbursement Program (SBAP) Reimbursements (Access)	178,880.76		
8820 Medical Assistance Reimbursement for Administrative Claiming (Quarterly) Program	6,347.16		
TOTAL Revenue from Federal Sources	\$686,128.66		

	<u>Revenue Reported In Current Year</u>			
Other Financing Sources				
9400 Sale of or Compensation for Loss of Fixed Assets	21,500.00			
9990 Insurance Recoveries	34,147.04			
TOTAL Other Financing Sources	\$55,647.04			
TOTAL FROM ALL SOURCES	\$69,396,703.58	\$825,001.96	\$436,487.23	\$46,946,116.01

Revenue from Local Sources	48,495,953.70
Revenue from State Sources	20,158,974.18
Revenue from Federal Sources	686,128.66
Other Financing Sources	55,647.04
TOTAL FROM ALL SOURCES	\$69,396,703.58

General Fund (10)

	<u>Total</u>
1000 Instruction	
100 Personnel Services – Salaries	
100 Personnel Services – Salaries	20,518,964.74
Total Personnel Services – Salaries	\$20,518,964.74
200 Personnel Services – Employee Benefits	
210 Group Insurance – Contracted Provider	4,430,901.30
220 Social Security Contributions	1,525,718.34
230 PSERS Retirement Contributions	5,307,621.69
240 Tuition Reimbursement	194,930.05
250 Unemployment Compensation	1,615.05
260 Workers' Compensation	171,928.79
270 Group Insurance – Self-Insurance	549,593.61
290 Other Current Employee Benefits	99,994.00
Total Personnel Services – Employee Benefits	\$12,282,302.83
300 Purchased Professional and Technical Services	
322 Professional Educational Services – Ius	244,412.11
323 Professional Educational Services – Other Educational Agencies	780.00
329 Professional Educational Services – Other	671,640.74
330 Other Professional Services	309,422.73
340 Technical Services	(2,231.24)
Total Purchased Professional and Technical Services	\$1,224,024.34
400 Purchased Property Services	
430 Repairs and Maintenance Services	10,104.36
440 Rentals	232,110.85
Total Purchased Property Services	\$242,215.21
500 Other Purchased Services	
530 Communications	19,000.00
550 Printing and Binding	718.99
561 Tuition To Other School Districts Within the State	134,341.60
562 Tuition To Pennsylvania Charter Schools	1,246,805.49
563 Tuition To Nonpublic Schools	1,590,834.66
564 Tuition To Career and Technology Centers	1,387,255.90
567 Tuition To Approved Private Schools (APS) and PA Chartered Schools for the Deaf and Blind	82,736.43
568 Tuition To Private Residential Rehabilitative Institutions (PRRI) [In-State] and Detention Centers	26,846.78
580 Travel	3,918.75
591 Services Purchased Locally	423.26
Total Other Purchased Services	\$4,492,881.86
600 Supplies	
610 General Supplies	392,286.39
630 Food	1,740.01
640 Books and Periodicals	102,454.90
650 Supplies & Fees – Technology Related	136,763.51
Total Supplies	\$633,244.81

LEA : 114062003 Exeter Township SD

Printed 10/27/2016 2:27:59 PM

General Fund (10)

1000 Instruction	<u>Total</u>
700 <u>Property</u>	
750 Equipment – Original and Additional	120,220.71
760 Equipment – Replacement	10,089.33
Total Property	\$130,310.04
800 <u>Other Objects</u>	
820 Claims and Judgments Against the LEA	22,500.00
890 Miscellaneous Expenditures	24,487.32
Total Other Objects	\$46,987.32
Total 1000 Instruction	\$39,570,931.15

General Fund (10)

1100 Regular Programs – Elementary / Secondary

	<u>Elementary</u>	<u>Secondary</u>	<u>Federal</u>	<u>Total</u>
100 Personnel Services – Salaries				
100 Personnel Services – Salaries	7,915,271.50	7,966,034.42	303,410.00	16,184,715.92
Total Personnel Services – Salaries	\$7,915,271.50	\$7,966,034.42	\$303,410.00	\$16,184,715.92
200 Personnel Services – Employee Benefits				
210 Group Insurance – Contracted Provider	1,535,014.15	1,484,043.17		3,019,057.32
220 Social Security Contributions	591,384.91	592,543.29	21,247.91	1,205,176.11
230 PSERS Retirement Contributions	2,045,493.64	2,060,707.06	73,574.87	4,179,775.57
240 Tuition Reimbursement	61,212.00	115,231.05		176,443.05
250 Unemployment Compensation	1,501.45	113.60		1,615.05
260 Workers' Compensation	63,241.71	67,363.93		130,605.64
270 Group Insurance – Self-Insurance	192,465.59	198,022.03		390,487.62
290 Other Current Employee Benefits	41,445.00	4,320.00		45,765.00
Total Personnel Services – Employee Benefits	\$4,531,758.45	\$4,522,344.13	\$94,822.78	\$9,148,925.36
300 Purchased Professional and Technical Services				
322 Professional Educational Services – Ius	6,031.80	29,857.09		35,888.89
323 Professional Educational Services – Other Educational Agencies		780.00		780.00
340 Technical Services		(2,231.24)		(2,231.24)
Total Purchased Professional and Technical Services	\$6,031.80	\$28,405.85		\$34,437.65
400 Purchased Property Services				
430 Repairs and Maintenance Services		8,109.36		8,109.36
440 Rentals	85,438.71	146,672.14		232,110.85
Total Purchased Property Services	\$85,438.71	\$154,781.50		\$240,220.21
500 Other Purchased Services				
530 Communications	9,880.00	9,120.00		19,000.00
550 Printing and Binding	484.99	234.00		718.99
561 Tuition To Other School Districts Within the State		22,653.44		22,653.44
562 Tuition To Pennsylvania Charter Schools	189,444.73	480,013.13		669,457.86
563 Tuition To Nonpublic Schools	525.30	17,359.00		17,884.30
580 Travel	1,441.14	952.46		2,393.60
591 Services Purchased Locally	423.26			423.26
Total Other Purchased Services	\$202,199.42	\$530,332.03		\$732,531.45
600 Supplies				
610 General Supplies	171,967.81	153,832.03	25,279.92	351,079.76
630 Food	1,642.48	97.53		1,740.01
640 Books and Periodicals	378.15	95,454.07		95,832.22
650 Supplies & Fees – Technology Related	64,791.41	58,138.06		122,929.47
Total Supplies	\$238,779.85	\$307,521.69	\$25,279.92	\$571,581.46
700 Property				
750 Equipment – Original and Additional	47,829.85	57,326.73	7,709.56	112,866.14
760 Equipment – Replacement	774.95	9,314.38		10,089.33
Total Property	\$48,604.80	\$66,641.11	\$7,709.56	\$122,955.47
800 Other Objects				

LEA : 114062003 Exeter Township SD

Printed 10/27/2016 2:27:59 PM

General Fund (10)

1100 Regular Programs – Elementary / Secondary

Elementary

Secondary

Federal

Total

800 Other Objects

890 Miscellaneous Expenditures

24,487.32

24,487.32

Total Other Objects

\$24,487.32

\$24,487.32

Total 1100 Regular Programs – Elementary / Secondary

\$13,028,084.53

\$13,600,548.05

\$431,222.26

\$27,059,854.84

General Fund (10)

1110 Regular Programs

	<u>Elementary</u>	<u>Secondary</u>	<u>Federal</u>	<u>Total</u>
100 Personnel Services – Salaries				
100 Personnel Services – Salaries	7,915,271.50	7,966,034.42		15,881,305.92
Total Personnel Services – Salaries	\$7,915,271.50	\$7,966,034.42		\$15,881,305.92
200 Personnel Services – Employee Benefits				
210 Group Insurance – Contracted Provider	1,535,014.15	1,484,043.17		3,019,057.32
220 Social Security Contributions	591,384.91	592,543.29		1,183,928.20
230 PSERS Retirement Contributions	2,045,493.64	2,060,707.06		4,106,200.70
240 Tuition Reimbursement	61,212.00	115,231.05		176,443.05
250 Unemployment Compensation	1,501.45	113.60		1,615.05
260 Workers' Compensation	63,241.71	67,363.93		130,605.64
270 Group Insurance – Self-Insurance	192,465.59	198,022.03		390,487.62
290 Other Current Employee Benefits	41,445.00	4,320.00		45,765.00
Total Personnel Services – Employee Benefits	\$4,531,758.45	\$4,522,344.13		\$9,054,102.58
300 Purchased Professional and Technical Services				
322 Professional Educational Services – Ius	6,031.80	29,857.09		35,888.89
323 Professional Educational Services – Other Educational Agencies		780.00		780.00
340 Technical Services		(2,231.24)		(2,231.24)
Total Purchased Professional and Technical Services	\$6,031.80	\$28,405.85		\$34,437.65
400 Purchased Property Services				
430 Repairs and Maintenance Services		8,109.36		8,109.36
440 Rentals	85,438.71	146,672.14		232,110.85
Total Purchased Property Services	\$85,438.71	\$154,781.50		\$240,220.21
500 Other Purchased Services				
530 Communications	9,880.00	9,120.00		19,000.00
550 Printing and Binding	484.99	234.00		718.99
561 Tuition To Other School Districts Within the State		22,653.44		22,653.44
562 Tuition To Pennsylvania Charter Schools	189,444.73	480,013.13		669,457.86
563 Tuition To Nonpublic Schools	525.30	17,359.00		17,884.30
580 Travel	1,441.14	952.46		2,393.60
591 Services Purchased Locally	423.26			423.26
Total Other Purchased Services	\$202,199.42	\$530,332.03		\$732,531.45
600 Supplies				
610 General Supplies	171,967.81	153,832.03		325,799.84
630 Food	1,642.48	97.53		1,740.01
640 Books and Periodicals	378.15	95,454.07		95,832.22
650 Supplies & Fees – Technology Related	64,791.41	58,138.06		122,929.47
Total Supplies	\$238,779.85	\$307,521.69		\$546,301.54
700 Property				
750 Equipment – Original and Additional	47,829.85	57,326.73		105,156.58
760 Equipment – Replacement	774.95	9,314.38		10,089.33
Total Property	\$48,604.80	\$66,641.11		\$115,245.91
800 Other Objects				

General Fund (10)

1110 Regular Programs

Elementary

Secondary

Federal

Total

800 Other Objects

890 Miscellaneous Expenditures

24,487.32

24,487.32

Total Other Objects

\$24,487.32

\$24,487.32

Total 1110 Regular Programs

\$13,028,084.53

\$13,600,548.05

\$26,628,632.58

General Fund (10)

	<u>Elementary</u>	<u>Secondary</u>	<u>Federal</u>	<u>Total</u>
1190 Federally-Funded Regular Programs				
100 Personnel Services – Salaries				
100 Personnel Services – Salaries			303,410.00	303,410.00
Total Personnel Services – Salaries			\$303,410.00	\$303,410.00
200 Personnel Services – Employee Benefits				
220 Social Security Contributions			21,247.91	21,247.91
230 PSERS Retirement Contributions			73,574.87	73,574.87
Total Personnel Services – Employee Benefits			\$94,822.78	\$94,822.78
600 Supplies				
610 General Supplies			25,279.92	25,279.92
Total Supplies			\$25,279.92	\$25,279.92
700 Property				
750 Equipment – Original and Additional			7,709.56	7,709.56
Total Property			\$7,709.56	\$7,709.56
Total 1190 Federally-Funded Regular Programs			\$431,222.26	\$431,222.26

General Fund (10)

1200 Special Programs – Elementary / Secondary

	<u>Elementary</u>	<u>Secondary</u>	<u>Federal</u>	<u>Total</u>
100 Personnel Services – Salaries				
100 Personnel Services – Salaries	1,787,983.75	1,884,699.81	514,504.82	4,187,188.38
Total Personnel Services – Salaries	\$1,787,983.75	\$1,884,699.81	\$514,504.82	\$4,187,188.38
200 Personnel Services – Employee Benefits				
210 Group Insurance – Contracted Provider	743,392.34	650,902.15		1,394,294.49
220 Social Security Contributions	131,029.16	138,984.30	39,348.23	309,361.69
230 PSERS Retirement Contributions	499,818.41	521,237.57	69,794.27	1,090,850.25
240 Tuition Reimbursement	7,724.00	10,763.00		18,487.00
260 Workers' Compensation	22,292.54	18,575.86		40,868.40
270 Group Insurance – Self-Insurance	80,752.53	74,288.06		155,040.59
290 Other Current Employee Benefits	39,844.00	14,385.00		54,229.00
Total Personnel Services – Employee Benefits	\$1,524,852.98	\$1,429,135.94	\$109,142.50	\$3,063,131.42
300 Purchased Professional and Technical Services				
322 Professional Educational Services – Ius	18,039.16	184,562.72		202,601.88
329 Professional Educational Services – Other	296,427.64	373,218.10	1,995.00	671,640.74
330 Other Professional Services	231,977.03	77,445.70		309,422.73
Total Purchased Professional and Technical Services	\$546,443.83	\$635,226.52	\$1,995.00	\$1,183,665.35
400 Purchased Property Services				
430 Repairs and Maintenance Services	1,995.00			1,995.00
Total Purchased Property Services	\$1,995.00			\$1,995.00
500 Other Purchased Services				
561 Tuition To Other School Districts Within the State		88,848.35		88,848.35
562 Tuition To Pennsylvania Charter Schools	77,022.83	500,324.80		577,347.63
563 Tuition To Nonpublic Schools	169,366.02	1,394,927.96		1,564,293.98
567 Tuition To Approved Private Schools (APS) and PA Chartered Schools for the Deaf and Blind	40,764.24	41,972.19		82,736.43
568 Tuition To Private Residential Rehabilitative Institutions (PRRI) [In-State] and Detention Centers	26,846.78			26,846.78
580 Travel	296.02	1,229.13		1,525.15
Total Other Purchased Services	\$314,295.89	\$2,027,302.43		\$2,341,598.32
600 Supplies				
610 General Supplies	20,516.09	20,359.25		40,875.34
640 Books and Periodicals	3,274.77	3,347.91		6,622.68
650 Supplies & Fees – Technology Related	6,942.48	6,891.56		13,834.04
Total Supplies	\$30,733.34	\$30,598.72		\$61,332.06
700 Property				
750 Equipment – Original and Additional	2,244.00	5,110.57		7,354.57
Total Property	\$2,244.00	\$5,110.57		\$7,354.57
800 Other Objects				
820 Claims and Judgments Against the LEA	11,085.75	11,414.25		22,500.00
Total Other Objects	\$11,085.75	\$11,414.25		\$22,500.00
Total 1200 Special Programs – Elementary / Secondary	\$4,219,634.54	\$6,023,488.24	\$625,642.32	\$10,868,765.10

General Fund (10)

1210 Life Skills Support

	<u>Elementary</u>	<u>Secondary</u>	<u>Federal</u>	<u>Total</u>
100 Personnel Services – Salaries				
100 Personnel Services – Salaries	277,786.02	267,756.79		545,542.81
Total Personnel Services – Salaries	\$277,786.02	\$267,756.79		\$545,542.81
200 Personnel Services – Employee Benefits				
210 Group Insurance – Contracted Provider	151,697.91	113,085.35		264,783.26
220 Social Security Contributions	20,351.23	19,743.56		40,094.79
230 PSERS Retirement Contributions	72,140.81	69,197.67		141,338.48
260 Workers' Compensation	9,359.18	2,006.41		11,365.59
270 Group Insurance – Self-Insurance	16,736.18	11,609.78		28,345.96
Total Personnel Services – Employee Benefits	\$270,285.31	\$215,642.77		\$485,928.08
300 Purchased Professional and Technical Services				
322 Professional Educational Services – lus		69,649.70		69,649.70
Total Purchased Professional and Technical Services		\$69,649.70		\$69,649.70
500 Other Purchased Services				
563 Tuition To Nonpublic Schools		749.50		749.50
580 Travel		1,043.11		1,043.11
Total Other Purchased Services		\$1,792.61		\$1,792.61
600 Supplies				
610 General Supplies	1,734.80	9,115.08		10,849.88
640 Books and Periodicals	1,298.93	693.01		1,991.94
Total Supplies	\$3,033.73	\$9,808.09		\$12,841.82
700 Property				
750 Equipment – Original and Additional		2,747.81		2,747.81
Total Property		\$2,747.81		\$2,747.81
Total 1210 Life Skills Support	\$551,105.06	\$567,397.77		\$1,118,502.83

General Fund (10)

1220 Sensory Support

	<u>Elementary</u>	<u>Secondary</u>	<u>Federal</u>	<u>Total</u>
100 Personnel Services – Salaries				
100 Personnel Services – Salaries	133,094.08	12,493.00		145,587.08
Total Personnel Services – Salaries	\$133,094.08	\$12,493.00		\$145,587.08
200 Personnel Services – Employee Benefits				
210 Group Insurance – Contracted Provider	30,184.54	3,018.42		33,202.96
220 Social Security Contributions	9,839.92	921.36		10,761.28
230 PSERS Retirement Contributions	34,391.73	3,228.16		37,619.89
260 Workers' Compensation	733.80	209.90		943.70
270 Group Insurance – Self-Insurance	1,999.65	571.12		2,570.77
Total Personnel Services – Employee Benefits	\$77,149.64	\$7,948.96		\$85,098.60
300 Purchased Professional and Technical Services				
322 Professional Educational Services – lus	12,504.13	26,317.37		38,821.50
329 Professional Educational Services – Other	182,520.60	87,419.47	1,995.00	271,935.07
Total Purchased Professional and Technical Services	\$195,024.73	\$113,736.84	\$1,995.00	\$310,756.57
400 Purchased Property Services				
430 Repairs and Maintenance Services	1,995.00			1,995.00
Total Purchased Property Services	\$1,995.00			\$1,995.00
500 Other Purchased Services				
580 Travel	84.54	21.13		105.67
Total Other Purchased Services	\$84.54	\$21.13		\$105.67
600 Supplies				
610 General Supplies	2,327.66	385.28		2,712.94
650 Supplies & Fees – Technology Related	43.94			43.94
Total Supplies	\$2,371.60	\$385.28		\$2,756.88
700 Property				
750 Equipment – Original and Additional		236.44		236.44
Total Property		\$236.44		\$236.44
Total 1220 Sensory Support	\$409,719.59	\$134,821.65	\$1,995.00	\$546,536.24

General Fund (10)

1230 Emotional Support

	<u>Elementary</u>	<u>Secondary</u>	<u>Federal</u>	<u>Total</u>
100 Personnel Services – Salaries				
100 Personnel Services – Salaries	233,476.40	233,407.40		466,883.80
Total Personnel Services – Salaries	\$233,476.40	\$233,407.40		\$466,883.80
200 Personnel Services – Employee Benefits				
210 Group Insurance – Contracted Provider	140,332.00	102,458.91		242,790.91
220 Social Security Contributions	17,121.97	17,261.26		34,383.23
230 PSERS Retirement Contributions	60,386.22	60,039.35		120,425.57
240 Tuition Reimbursement	2,415.00			2,415.00
260 Workers' Compensation	1,601.52	2,106.54		3,708.06
270 Group Insurance – Self-Insurance	14,015.62	14,614.07		28,629.69
290 Other Current Employee Benefits		4,095.00		4,095.00
Total Personnel Services – Employee Benefits	\$235,872.33	\$200,575.13		\$436,447.46
300 Purchased Professional and Technical Services				
322 Professional Educational Services – Ius	1,000.00	26,715.85		27,715.85
329 Professional Educational Services – Other	89,805.10	103,837.15		193,642.25
Total Purchased Professional and Technical Services	\$90,805.10	\$130,553.00		\$221,358.10
500 Other Purchased Services				
561 Tuition To Other School Districts Within the State		80,324.01		80,324.01
563 Tuition To Nonpublic Schools	160,164.42	1,238,553.54		1,398,717.96
580 Travel	31.32			31.32
Total Other Purchased Services	\$160,195.74	\$1,318,877.55		\$1,479,073.29
600 Supplies				
610 General Supplies	685.85	3,475.89		4,161.74
640 Books and Periodicals	1,046.17	(14.60)		1,031.57
650 Supplies & Fees – Technology Related	629.97			629.97
Total Supplies	\$2,361.99	\$3,461.29		\$5,823.28
700 Property				
750 Equipment – Original and Additional	1,122.00	748.00		1,870.00
Total Property	\$1,122.00	\$748.00		\$1,870.00
Total 1230 Emotional Support	\$723,833.56	\$1,887,622.37		\$2,611,455.93

General Fund (10)

1240 Academic Support

	<u>Elementary</u>	<u>Secondary</u>	<u>Federal</u>	<u>Total</u>
100 Personnel Services – Salaries				
100 Personnel Services – Salaries	1,094,309.82	1,278,944.11	444,386.82	2,817,640.75
Total Personnel Services – Salaries	\$1,094,309.82	\$1,278,944.11	\$444,386.82	\$2,817,640.75
200 Personnel Services – Employee Benefits				
210 Group Insurance – Contracted Provider	371,914.89	406,985.00		778,899.89
220 Social Security Contributions	80,178.39	94,193.38	33,984.23	208,356.00
230 PSERS Retirement Contributions	311,096.60	364,974.10	60,735.27	736,805.97
240 Tuition Reimbursement	5,309.00	10,763.00		16,072.00
260 Workers' Compensation	9,969.04	13,677.98		23,647.02
270 Group Insurance – Self-Insurance	44,983.82	45,740.72		90,724.54
290 Other Current Employee Benefits	39,844.00	10,290.00		50,134.00
Total Personnel Services – Employee Benefits	\$863,295.74	\$946,624.18	\$94,719.50	\$1,904,639.42
300 Purchased Professional and Technical Services				
322 Professional Educational Services – lus	770.90	22,585.83		23,356.73
329 Professional Educational Services – Other	59.12	106,976.80		107,035.92
Total Purchased Professional and Technical Services	\$830.02	\$129,562.63		\$130,392.65
500 Other Purchased Services				
561 Tuition To Other School Districts Within the State		8,524.34		8,524.34
562 Tuition To Pennsylvania Charter Schools	77,022.83	500,324.80		577,347.63
563 Tuition To Nonpublic Schools	9,201.60	155,624.92		164,826.52
580 Travel	180.16	164.89		345.05
Total Other Purchased Services	\$86,404.59	\$664,638.95		\$751,043.54
600 Supplies				
610 General Supplies	4,674.51	4,881.98		9,556.49
640 Books and Periodicals	929.67	2,669.50		3,599.17
650 Supplies & Fees – Technology Related	6,143.58	6,641.57		12,785.15
Total Supplies	\$11,747.76	\$14,193.05		\$25,940.81
700 Property				
750 Equipment – Original and Additional	1,122.00	443.00		1,565.00
Total Property	\$1,122.00	\$443.00		\$1,565.00
800 Other Objects				
820 Claims and Judgments Against the LEA	11,085.75	11,414.25		22,500.00
Total Other Objects	\$11,085.75	\$11,414.25		\$22,500.00
Total 1240 Academic Support	\$2,068,795.68	\$3,045,820.17	\$539,106.32	\$5,653,722.17

General Fund (10)

1241 Learning Support – Public

	<u>Elementary</u>	<u>Secondary</u>	<u>Federal</u>	<u>Total</u>
100 Personnel Services – Salaries				
100 Personnel Services – Salaries	959,641.24	1,133,392.23	444,386.82	2,537,420.29
Total Personnel Services – Salaries	\$959,641.24	\$1,133,392.23	\$444,386.82	\$2,537,420.29
200 Personnel Services – Employee Benefits				
210 Group Insurance – Contracted Provider	354,475.63	366,847.67		721,323.30
220 Social Security Contributions	70,072.72	83,503.65	33,984.23	187,560.60
230 PSERS Retirement Contributions	276,298.18	327,363.63	60,735.27	664,397.08
240 Tuition Reimbursement	5,309.00	10,763.00		16,072.00
260 Workers' Compensation	8,470.18	12,873.62		21,343.80
270 Group Insurance – Self-Insurance	41,526.03	42,557.94		84,083.97
290 Other Current Employee Benefits	5,200.00	10,290.00		15,490.00
Total Personnel Services – Employee Benefits	\$761,351.74	\$854,199.51	\$94,719.50	\$1,710,270.75
300 Purchased Professional and Technical Services				
322 Professional Educational Services – lus	770.90	22,525.00		23,295.90
329 Professional Educational Services – Other	59.12	106,976.80		107,035.92
Total Purchased Professional and Technical Services	\$830.02	\$129,501.80		\$130,331.82
500 Other Purchased Services				
561 Tuition To Other School Districts Within the State		8,524.34		8,524.34
562 Tuition To Pennsylvania Charter Schools	77,022.83	500,324.80		577,347.63
563 Tuition To Nonpublic Schools	5,006.60	153,499.92		158,506.52
580 Travel	180.16	164.89		345.05
Total Other Purchased Services	\$82,209.59	\$662,513.95		\$744,723.54
600 Supplies				
610 General Supplies	4,559.27	3,673.49		8,232.76
640 Books and Periodicals	624.67	2,669.50		3,294.17
650 Supplies & Fees – Technology Related	6,143.58	6,641.57		12,785.15
Total Supplies	\$11,327.52	\$12,984.56		\$24,312.08
700 Property				
750 Equipment – Original and Additional	1,122.00	443.00		1,565.00
Total Property	\$1,122.00	\$443.00		\$1,565.00
800 Other Objects				
820 Claims and Judgments Against the LEA	11,085.75	11,414.25		22,500.00
Total Other Objects	\$11,085.75	\$11,414.25		\$22,500.00
Total 1241 Learning Support – Public	\$1,827,567.86	\$2,804,449.30	\$539,106.32	\$5,171,123.48

General Fund (10)

1243 Gifted Support

	<u>Elementary</u>	<u>Secondary</u>	<u>Federal</u>	<u>Total</u>
100 Personnel Services – Salaries				
100 Personnel Services – Salaries	134,668.58	145,551.88		280,220.46
Total Personnel Services – Salaries	\$134,668.58	\$145,551.88		\$280,220.46
200 Personnel Services – Employee Benefits				
210 Group Insurance – Contracted Provider	17,439.26	40,137.33		57,576.59
220 Social Security Contributions	10,105.67	10,689.73		20,795.40
230 PSERS Retirement Contributions	34,798.42	37,610.47		72,408.89
260 Workers' Compensation	1,498.86	804.36		2,303.22
270 Group Insurance – Self-Insurance	3,457.79	3,182.78		6,640.57
290 Other Current Employee Benefits	34,644.00			34,644.00
Total Personnel Services – Employee Benefits	\$101,944.00	\$92,424.67		\$194,368.67
300 Purchased Professional and Technical Services				
322 Professional Educational Services – Ius		60.83		60.83
Total Purchased Professional and Technical Services		\$60.83		\$60.83
500 Other Purchased Services				
563 Tuition To Nonpublic Schools	4,195.00	2,125.00		6,320.00
Total Other Purchased Services	\$4,195.00	\$2,125.00		\$6,320.00
600 Supplies				
610 General Supplies	115.24	1,208.49		1,323.73
640 Books and Periodicals	305.00			305.00
Total Supplies	\$420.24	\$1,208.49		\$1,628.73
Total 1243 Gifted Support	\$241,227.82	\$241,370.87		\$482,598.69

General Fund (10)

1260 Physical Support

300 Purchased Professional and Technical Services

	<u>Elementary</u>	<u>Secondary</u>	<u>Federal</u>	<u>Total</u>
330 Other Professional Services	231,977.03	77,445.70		309,422.73
Total Purchased Professional and Technical Services	\$231,977.03	\$77,445.70		\$309,422.73

600 Supplies

610 General Supplies	10,293.57	956.54		11,250.11
Total Supplies	\$10,293.57	\$956.54		\$11,250.11

700 Property

750 Equipment – Original and Additional		935.32		935.32
Total Property		\$935.32		\$935.32

Total 1260 Physical Support	\$242,270.60	\$79,337.56		\$321,608.16
------------------------------------	---------------------	--------------------	--	---------------------

General Fund (10)

1270 Multi-Handicapped Support

	<u>Elementary</u>	<u>Secondary</u>	<u>Federal</u>	<u>Total</u>
100 Personnel Services – Salaries				
100 Personnel Services – Salaries	49,317.43	92,098.51	70,118.00	211,533.94
Total Personnel Services – Salaries	\$49,317.43	\$92,098.51	\$70,118.00	\$211,533.94
200 Personnel Services – Employee Benefits				
210 Group Insurance – Contracted Provider	49,263.00	25,354.47		74,617.47
220 Social Security Contributions	3,537.65	6,864.74	5,364.00	15,766.39
230 PSERS Retirement Contributions	21,803.05	23,798.29	9,059.00	54,660.34
260 Workers' Compensation	629.00	575.03		1,204.03
270 Group Insurance – Self-Insurance	3,017.26	1,752.37		4,769.63
Total Personnel Services – Employee Benefits	\$78,249.96	\$58,344.90	\$14,423.00	\$151,017.86
300 Purchased Professional and Technical Services				
322 Professional Educational Services – lus	656.13	39,293.97		39,950.10
329 Professional Educational Services – Other	24,042.82	74,984.68		99,027.50
Total Purchased Professional and Technical Services	\$24,698.95	\$114,278.65		\$138,977.60
600 Supplies				
610 General Supplies	799.70	1,544.48		2,344.18
650 Supplies & Fees – Technology Related	124.99	249.99		374.98
Total Supplies	\$924.69	\$1,794.47		\$2,719.16
Total 1270 Multi-Handicapped Support	\$153,191.03	\$266,516.53	\$84,541.00	\$504,248.56

General Fund (10)

1280 Early Intervention Support

300 Purchased Professional and Technical Services

322 Professional Educational Services – lus

Total Purchased Professional and Technical Services

Total 1280 Early Intervention Support

	<u>Elementary</u>	<u>Secondary</u>	<u>Federal</u>	<u>Total</u>
	3,108.00			3,108.00
	\$3,108.00			\$3,108.00
	\$3,108.00			\$3,108.00

LEA : 114062003 Exeter Township SD

Printed 10/27/2016 2:27:59 PM

General Fund (10)

1290 Special Programs - Other Support

500 Other Purchased Services

	<u>Elementary</u>	<u>Secondary</u>	<u>Federal</u>	<u>Total</u>
567 Tuition To Approved Private Schools (APS) and PA Chartered Schools for the Deaf and Blind	40,764.24	41,972.19		82,736.43
568 Tuition To Private Residential Rehabilitative Institutions (PRRI) [In-State] and Detention Centers	26,846.78			26,846.78
Total Other Purchased Services	\$67,611.02	\$41,972.19		\$109,583.21
Total 1290 Special Programs - Other Support	\$67,611.02	\$41,972.19		\$109,583.21

General Fund (10)

1300 Vocational Education

	<u>Elementary</u>	<u>Secondary</u>	<u>Federal</u>	<u>Total</u>
100 Personnel Services – Salaries				
100 Personnel Services – Salaries		113,902.94		113,902.94
Total Personnel Services – Salaries		\$113,902.94		\$113,902.94
200 Personnel Services – Employee Benefits				
210 Group Insurance – Contracted Provider		17,549.49		17,549.49
220 Social Security Contributions		8,482.31		8,482.31
230 PSERS Retirement Contributions		29,432.47		29,432.47
260 Workers' Compensation		403.08		403.08
270 Group Insurance – Self-Insurance		4,065.40		4,065.40
Total Personnel Services – Employee Benefits		\$59,932.75		\$59,932.75
500 Other Purchased Services				
564 Tuition To Career and Technology Centers		1,387,255.90		1,387,255.90
Total Other Purchased Services		\$1,387,255.90		\$1,387,255.90
600 Supplies				
610 General Supplies		331.29		331.29
Total Supplies		\$331.29		\$331.29
Total 1300 Vocational Education		\$1,561,422.88		\$1,561,422.88

General Fund (10)

	<u>Elementary</u>	<u>Secondary</u>	<u>Federal</u>	<u>Total</u>
1400 Other Instructional Programs – Elementary / Secondary				
100 Personnel Services – Salaries				
100 Personnel Services – Salaries	28,324.76	4,832.74		33,157.50
Total Personnel Services – Salaries	\$28,324.76	\$4,832.74		\$33,157.50
200 Personnel Services – Employee Benefits				
220 Social Security Contributions	2,246.58	451.65		2,698.23
230 PSERS Retirement Contributions	6,710.04	853.36		7,563.40
260 Workers’ Compensation	25.46	26.21		51.67
Total Personnel Services – Employee Benefits	\$8,982.08	\$1,331.22		\$10,313.30
300 Purchased Professional and Technical Services				
322 Professional Educational Services – Ius		5,921.34		5,921.34
Total Purchased Professional and Technical Services		\$5,921.34		\$5,921.34
500 Other Purchased Services				
561 Tuition To Other School Districts Within the State	1,184.63	21,655.18		22,839.81
563 Tuition To Nonpublic Schools		8,656.38		8,656.38
Total Other Purchased Services	\$1,184.63	\$30,311.56		\$31,496.19
Total 1400 Other Instructional Programs – Elementary / Secondary	\$38,491.47	\$42,396.86		\$80,888.33

General Fund (10)

1420 Summer School

100 Personnel Services – Salaries

100 Personnel Services – Salaries

Total Personnel Services – Salaries

200 Personnel Services – Employee Benefits

220 Social Security Contributions

230 PSERS Retirement Contributions

Total Personnel Services – Employee Benefits

Total 1420 Summer School

	<u>Elementary</u>	<u>Secondary</u>	<u>Federal</u>	<u>Total</u>
	24,090.00			24,090.00
	\$24,090.00			\$24,090.00
	1,843.04			1,843.04
	5,881.23			5,881.23
	\$7,724.27			\$7,724.27
	\$31,814.27			\$31,814.27

General Fund (10)

1430 Homebound Instruction

100 Personnel Services – Salaries

	<u>Elementary</u>	<u>Secondary</u>	<u>Federal</u>	<u>Total</u>
100 Personnel Services – Salaries	4,234.76	4,360.24		8,595.00
Total Personnel Services – Salaries	\$4,234.76	\$4,360.24		\$8,595.00

200 Personnel Services – Employee Benefits

220 Social Security Contributions	403.54	415.50		819.04
230 PSERS Retirement Contributions	828.81	853.36		1,682.17
260 Workers’ Compensation	25.46	26.21		51.67
Total Personnel Services – Employee Benefits	\$1,257.81	\$1,295.07		\$2,552.88
Total 1430 Homebound Instruction	\$5,492.57	\$5,655.31		\$11,147.88

General Fund (10)

	<u>Elementary</u>	<u>Secondary</u>	<u>Federal</u>	<u>Total</u>
1440 Alternative Regular Education Programs				
300 <u>Purchased Professional and Technical Services</u>				
322 Professional Educational Services – lus		5,921.34		5,921.34
Total Purchased Professional and Technical Services		\$5,921.34		\$5,921.34
500 <u>Other Purchased Services</u>				
561 Tuition To Other School Districts Within the State	1,184.63	21,655.18		22,839.81
563 Tuition To Nonpublic Schools		8,656.38		8,656.38
Total Other Purchased Services	\$1,184.63	\$30,311.56		\$31,496.19
Total 1440 Alternative Regular Education Programs	\$1,184.63	\$36,232.90		\$37,417.53

LEA : 114062003 Exeter Township SD

Printed 10/27/2016 2:27:59 PM

General Fund (10)

1441 Adjudicated / Court-Placed Programs

500 Other Purchased Services

561 Tuition To Other School Districts Within the State

Total Other Purchased Services

Total 1441 Adjudicated / Court-Placed Programs

	<u>Elementary</u>	<u>Secondary</u>	<u>Federal</u>	<u>Total</u>
561 Tuition To Other School Districts Within the State	1,184.63	1,219.74		2,404.37
Total Other Purchased Services	\$1,184.63	\$1,219.74		\$2,404.37
Total 1441 Adjudicated / Court-Placed Programs	\$1,184.63	\$1,219.74		\$2,404.37

General Fund (10)

1442 Alternative Education Programs

300 Purchased Professional and Technical Services

322 Professional Educational Services – lus

Elementary

Secondary

Federal

Total

5,921.34

5,921.34

Total Purchased Professional and Technical Services

\$5,921.34

\$5,921.34

500 Other Purchased Services

561 Tuition To Other School Districts Within the State

563 Tuition To Nonpublic Schools

20,435.44

20,435.44

8,656.38

8,656.38

Total Other Purchased Services

\$29,091.82

\$29,091.82

Total 1442 Alternative Education Programs

\$35,013.16

\$35,013.16

General Fund (10)

	<u>Elementary</u>	<u>Secondary</u>	<u>Federal</u>	<u>Total</u>
1450 Instructional Programs Outside the Established School Day				
100 <u>Personnel Services – Salaries</u>				
100 Personnel Services – Salaries		472.50		472.50
Total Personnel Services – Salaries		\$472.50		\$472.50
200 <u>Personnel Services – Employee Benefits</u>				
220 Social Security Contributions		36.15		36.15
Total Personnel Services – Employee Benefits		\$36.15		\$36.15
Total 1450 Instructional Programs Outside the Established School Day		\$508.65		\$508.65

General Fund (10)

2000 Support Services

Total

100 Personnel Services – Salaries

100 Personnel Services – Salaries 8,269,898.44

Total Personnel Services – Salaries

\$8,269,898.44

200 Personnel Services – Employee Benefits

210 Group Insurance – Contracted Provider 1,865,393.75

220 Social Security Contributions 610,304.73

230 PSERS Retirement Contributions 2,099,506.64

240 Tuition Reimbursement 24,910.00

250 Unemployment Compensation 34.44

260 Workers' Compensation 61,771.04

270 Group Insurance – Self-Insurance 217,287.54

290 Other Current Employee Benefits 191,179.68

Total Personnel Services – Employee Benefits

\$5,070,387.82

300 Purchased Professional and Technical Services

310 Official / Administrative Services 18,116.08

322 Professional Educational Services – Ius 54,735.50

324 Professional Educational Services – Employee Training and Development Services 2,929.31

329 Professional Educational Services – Other 164,200.56

330 Other Professional Services 280,772.13

340 Technical Services 107,038.69

390 Other Purchased Professional and Technical Services 200,831.51

Total Purchased Professional and Technical Services

\$828,623.78

400 Purchased Property Services

410 Cleaning Services 27,468.93

420 Utility Services 685,911.50

430 Repairs and Maintenance Services 667,656.45

440 Rentals 45,001.59

460 Extermination Services 7,092.00

Total Purchased Property Services

\$1,433,130.47

500 Other Purchased Services

513 Contracted Carriers 106,715.71

516 Student Transportation Services From the IU 96,562.01

520 Insurance – General 30,966.00

521 Fire Insurance 88,128.00

522 Automotive Liability Insurance 35,154.00

523 General Property and Liability Insurance 15,017.00

530 Communications 172,615.11

541 Advertising Related to Federal Grant Awards 2,006.35

542 Public Relations Related to Federal Grant Awards 2,487.58

550 Printing and Binding 4,135.34

580 Travel 68,698.18

595 IU Payments By Withholding 47,184.10

Total Other Purchased Services

\$669,669.38

General Fund (10)

2000 Support Services

Total

600 Supplies

610 General Supplies	653,477.22
620 Energy	502,135.01
630 Food	6,997.61
640 Books and Periodicals	34,326.58
650 Supplies & Fees – Technology Related	26,903.31

Total Supplies	\$1,223,839.73
-----------------------	-----------------------

700 Property

750 Equipment – Original and Additional	165,285.86
760 Equipment – Replacement	293,949.37

Total Property	\$459,235.23
-----------------------	---------------------

800 Other Objects

810 Dues and Fees	31,513.69
-------------------	-----------

Total Other Objects	\$31,513.69
----------------------------	--------------------

Total 2000 Support Services	\$17,986,298.54
------------------------------------	------------------------

General Fund (10)

	<u>Elementary</u>	<u>Secondary</u>	<u>Federal</u>	<u>Total</u>
2100 Support Services – Students				
100 Personnel Services – Salaries				
100 Personnel Services – Salaries	462,810.05	703,828.92		1,182,956.17
Total Personnel Services – Salaries	\$462,810.05	\$703,828.92		\$1,182,956.17
200 Personnel Services – Employee Benefits				
210 Group Insurance – Contracted Provider	90,287.06	142,319.88		245,719.30
220 Social Security Contributions	34,252.02	52,394.09		87,842.05
230 PSERS Retirement Contributions	119,696.20	181,339.55		305,252.05
240 Tuition Reimbursement	574.98	1,729.02		2,304.00
260 Workers' Compensation	3,666.93	4,686.65		8,502.70
270 Group Insurance – Self-Insurance	11,425.88	19,611.35		32,672.65
290 Other Current Employee Benefits	2,771.44	2,853.56		5,625.00
Total Personnel Services – Employee Benefits	\$262,674.51	\$404,934.10		\$687,917.75
300 Purchased Professional and Technical Services				
322 Professional Educational Services – Ius	17,381.96	17,897.04		46,353.50
329 Professional Educational Services – Other	45,515.25	46,163.99		91,679.24
340 Technical Services		500.00		500.00
390 Other Purchased Professional and Technical Services			48,805.00	48,805.00
Total Purchased Professional and Technical Services	\$62,897.21	\$64,561.03	\$48,805.00	\$187,337.74
500 Other Purchased Services				
580 Travel	501.67	163.50		665.17
Total Other Purchased Services	\$501.67	\$163.50		\$665.17
600 Supplies				
610 General Supplies	12,569.00	15,433.37		28,002.37
650 Supplies & Fees – Technology Related		5,284.30		5,284.30
Total Supplies	\$12,569.00	\$20,717.67		\$33,286.67
700 Property				
760 Equipment – Replacement		169.99		169.99
Total Property		\$169.99		\$169.99
Total 2100 Support Services – Students	\$801,452.44	\$1,194,375.21	\$48,805.00	\$2,092,333.49

General Fund (10)

	<u>Elementary</u>	<u>Secondary</u>	<u>Federal</u>	<u>Total</u>
2110 Supervision of Student Services				
100 Personnel Services – Salaries				
100 Personnel Services – Salaries		1,300.00		1,300.00
Total Personnel Services – Salaries		\$1,300.00		\$1,300.00
200 Personnel Services – Employee Benefits				
220 Social Security Contributions		99.45		99.45
Total Personnel Services – Employee Benefits		\$99.45		\$99.45
Total 2110 Supervision of Student Services		\$1,399.45		\$1,399.45

General Fund (10)

2119 Supervision of Student Services – All Other Supervision

100 Personnel Services – Salaries

100 Personnel Services – Salaries

Total Personnel Services – Salaries

200 Personnel Services – Employee Benefits

220 Social Security Contributions

Total Personnel Services – Employee Benefits

Total 2119 Supervision of Student Services – All Other Supervision

	<u>Elementary</u>	<u>Secondary</u>	<u>Federal</u>	<u>Total</u>
		1,300.00		1,300.00
		\$1,300.00		\$1,300.00
		99.45		99.45
		\$99.45		\$99.45
		\$1,399.45		\$1,399.45

General Fund (10)

	<u>Elementary</u>	<u>Secondary</u>	<u>Federal</u>	<u>Total</u>
2120 Guidance Services				
100 Personnel Services – Salaries				
100 Personnel Services – Salaries	327,848.22	563,567.82		891,416.04
Total Personnel Services – Salaries	\$327,848.22	\$563,567.82		\$891,416.04
200 Personnel Services – Employee Benefits				
210 Group Insurance – Contracted Provider	63,551.29	114,791.86		178,343.15
220 Social Security Contributions	24,361.85	42,111.40		66,473.25
230 PSERS Retirement Contributions	84,822.13	145,432.06		230,254.19
240 Tuition Reimbursement		1,137.00		1,137.00
260 Workers' Compensation	2,632.89	3,621.97		6,254.86
270 Group Insurance – Self-Insurance	8,213.95	16,304.23		24,518.18
Total Personnel Services – Employee Benefits	\$183,582.11	\$323,398.52		\$506,980.63
300 Purchased Professional and Technical Services				
329 Professional Educational Services – Other		(700.00)		(700.00)
340 Technical Services		500.00		500.00
390 Other Purchased Professional and Technical Services			48,805.00	48,805.00
Total Purchased Professional and Technical Services		(\$200.00)	\$48,805.00	\$48,605.00
500 Other Purchased Services				
580 Travel	440.00	100.00		540.00
Total Other Purchased Services	\$440.00	\$100.00		\$540.00
600 Supplies				
610 General Supplies	1,198.11	3,725.54		4,923.65
650 Supplies & Fees – Technology Related		5,284.30		5,284.30
Total Supplies	\$1,198.11	\$9,009.84		\$10,207.95
700 Property				
760 Equipment – Replacement		169.99		169.99
Total Property		\$169.99		\$169.99
Total 2120 Guidance Services	\$513,068.44	\$896,046.17	\$48,805.00	\$1,457,919.61

General Fund (10)

	<u>Elementary</u>	<u>Secondary</u>	<u>Federal</u>	<u>Total</u>
2140 Psychological Services				
100 Personnel Services – Salaries				
100 Personnel Services – Salaries	134,961.83	138,961.10		273,922.93
Total Personnel Services – Salaries	\$134,961.83	\$138,961.10		\$273,922.93
200 Personnel Services – Employee Benefits				
210 Group Insurance – Contracted Provider	26,735.77	27,528.02		54,263.79
220 Social Security Contributions	9,890.17	10,183.24		20,073.41
230 PSERS Retirement Contributions	34,874.07	35,907.49		70,781.56
240 Tuition Reimbursement	574.98	592.02		1,167.00
260 Workers' Compensation	1,034.04	1,064.68		2,098.72
270 Group Insurance – Self-Insurance	3,211.93	3,307.12		6,519.05
290 Other Current Employee Benefits	2,771.44	2,853.56		5,625.00
Total Personnel Services – Employee Benefits	\$79,092.40	\$81,436.13		\$160,528.53
300 Purchased Professional and Technical Services				
322 Professional Educational Services – Ius	17,381.96	17,897.04		35,279.00
329 Professional Educational Services – Other	45,515.25	46,863.99		92,379.24
Total Purchased Professional and Technical Services	\$62,897.21	\$64,761.03		\$127,658.24
500 Other Purchased Services				
580 Travel	61.67	63.50		125.17
Total Other Purchased Services	\$61.67	\$63.50		\$125.17
600 Supplies				
610 General Supplies	11,370.89	11,707.83		23,078.72
Total Supplies	\$11,370.89	\$11,707.83		\$23,078.72
Total 2140 Psychological Services	\$288,384.00	\$296,929.59		\$585,313.59

General Fund (10)

2160 Social Work Services

Elementary

Secondary

Federal

Total

300 Purchased Professional and Technical Services

322 Professional Educational Services – lus

11,074.50

Total Purchased Professional and Technical Services

\$11,074.50

Total 2160 Social Work Services

\$11,074.50

General Fund (10)

2170 Student Accounting Services

Elementary

Secondary

Federal

Total

100 Personnel Services – Salaries

100 Personnel Services – Salaries

16,317.20

Total Personnel Services – Salaries

\$16,317.20

200 Personnel Services – Employee Benefits

210 Group Insurance – Contracted Provider

13,112.36

220 Social Security Contributions

1,195.94

230 PSERS Retirement Contributions

4,216.30

260 Workers' Compensation

149.12

270 Group Insurance – Self-Insurance

1,635.42

Total Personnel Services – Employee Benefits

\$20,309.14

Total 2170 Student Accounting Services

\$36,626.34

General Fund (10)

2200 Support Services – Instructional Staff

	<u>Elementary</u>	<u>Secondary</u>	<u>Federal</u>	<u>Total</u>
100 Personnel Services – Salaries				
100 Personnel Services – Salaries	610,967.50	495,072.66	180,075.29	1,286,115.45
Total Personnel Services – Salaries	\$610,967.50	\$495,072.66	\$180,075.29	\$1,286,115.45
200 Personnel Services – Employee Benefits				
210 Group Insurance – Contracted Provider	116,115.85	97,840.39	40,813.22	254,769.46
220 Social Security Contributions	44,914.86	36,321.54	12,486.56	93,722.96
230 PSERS Retirement Contributions	153,542.66	127,719.91	44,692.78	325,955.35
240 Tuition Reimbursement	3,087.93	2,698.07		5,786.00
260 Workers' Compensation	4,734.75	3,833.62		8,568.37
270 Group Insurance – Self-Insurance	12,665.84	9,738.26	2,499.31	24,903.41
290 Other Current Employee Benefits	39,546.03	40,717.89		80,263.92
Total Personnel Services – Employee Benefits	\$374,607.92	\$318,869.68	\$100,491.87	\$793,969.47
300 Purchased Professional and Technical Services				
322 Professional Educational Services – lus			8,382.00	8,382.00
324 Professional Educational Services – Employee Training and Development Services			2,929.31	2,929.31
329 Professional Educational Services – Other	29,495.49	30,369.51	2,950.00	62,815.00
Total Purchased Professional and Technical Services	\$29,495.49	\$30,369.51	\$14,261.31	\$74,126.31
400 Purchased Property Services				
430 Repairs and Maintenance Services		799.76		799.76
440 Rentals	1,372.27	1,745.93		3,118.20
Total Purchased Property Services	\$1,372.27	\$2,545.69		\$3,917.96
500 Other Purchased Services				
530 Communications	838.60	863.46		1,702.06
580 Travel	14,146.37	29,193.42	6,832.57	50,172.36
Total Other Purchased Services	\$14,984.97	\$30,056.88	\$6,832.57	\$51,874.42
600 Supplies				
610 General Supplies	7,469.21	6,052.57	2,712.49	16,234.27
630 Food	1,385.21	1,426.26		2,811.47
640 Books and Periodicals	15,235.51	17,922.37		33,157.88
650 Supplies & Fees – Technology Related	7,325.60	14,068.41		21,394.01
Total Supplies	\$31,415.53	\$39,469.61	\$2,712.49	\$73,597.63
700 Property				
750 Equipment – Original and Additional	55.68	57.32		113.00
760 Equipment – Replacement	13,708.37	6,390.10		20,098.47
Total Property	\$13,764.05	\$6,447.42		\$20,211.47
800 Other Objects				
810 Dues and Fees	222.21	228.79		451.00
Total Other Objects	\$222.21	\$228.79		\$451.00
Total 2200 Support Services – Instructional Staff	\$1,076,829.94	\$923,060.24	\$304,373.53	\$2,304,263.71

General Fund (10)

	<u>Elementary</u>	<u>Secondary</u>	<u>Federal</u>	<u>Total</u>
2220 Technology Support Services				
400 Purchased Property Services				
430 Repairs and Maintenance Services		799.76		799.76
Total Purchased Property Services		\$799.76		\$799.76
600 Supplies				
610 General Supplies	2,155.33	623.32		2,778.65
650 Supplies & Fees – Technology Related	2,042.90	3,640.00		5,682.90
Total Supplies	\$4,198.23	\$4,263.32		\$8,461.55
700 Property				
760 Equipment – Replacement	13,299.53	6,390.10		19,689.63
Total Property	\$13,299.53	\$6,390.10		\$19,689.63
Total 2220 Technology Support Services	\$17,497.76	\$11,453.18		\$28,950.94

General Fund (10)

2240 Computer-Assisted Instruction Support Services

100 Personnel Services – Salaries

	<u>Elementary</u>	<u>Secondary</u>	<u>Federal</u>	<u>Total</u>
100 Personnel Services – Salaries	32,794.78	33,766.58		66,561.36
Total Personnel Services – Salaries	\$32,794.78	\$33,766.58		\$66,561.36

200 Personnel Services – Employee Benefits

210 Group Insurance – Contracted Provider	8,923.23	9,187.64		18,110.87
220 Social Security Contributions	2,407.59	2,478.94		4,886.53
230 PSERS Retirement Contributions	8,474.17	8,725.28		17,199.45
240 Tuition Reimbursement	2,265.93	2,333.07		4,599.00
260 Workers' Compensation	376.50	387.65		764.15
270 Group Insurance – Self-Insurance	1,561.43	1,607.70		3,169.13

Total Personnel Services – Employee Benefits	\$24,008.85	\$24,720.28		\$48,729.13
---	--------------------	--------------------	--	--------------------

Total 2240 Computer-Assisted Instruction Support Services	\$56,803.63	\$58,486.86		\$115,290.49
--	--------------------	--------------------	--	---------------------

General Fund (10)

	<u>Elementary</u>	<u>Secondary</u>	<u>Federal</u>	<u>Total</u>
2250 School Library Services				
100 Personnel Services – Salaries				
100 Personnel Services – Salaries	299,245.39	175,084.61		474,330.00
Total Personnel Services – Salaries	\$299,245.39	\$175,084.61		\$474,330.00
200 Personnel Services – Employee Benefits				
210 Group Insurance – Contracted Provider	51,882.05	31,703.16		83,585.21
220 Social Security Contributions	22,305.34	12,901.34		35,206.68
230 PSERS Retirement Contributions	73,950.67	45,294.15		119,244.82
240 Tuition Reimbursement	822.00	365.00		1,187.00
260 Workers' Compensation	2,123.98	1,145.49		3,269.47
270 Group Insurance – Self-Insurance	5,619.15	2,482.79		8,101.94
Total Personnel Services – Employee Benefits	\$156,703.19	\$93,891.93		\$250,595.12
400 Purchased Property Services				
440 Rentals		333.00		333.00
Total Purchased Property Services		\$333.00		\$333.00
600 Supplies				
610 General Supplies	2,212.01	2,235.47		4,447.48
640 Books and Periodicals	14,465.18	17,129.22		31,594.40
650 Supplies & Fees – Technology Related	5,282.70	10,428.41		15,711.11
Total Supplies	\$21,959.89	\$29,793.10		\$51,752.99
700 Property				
760 Equipment – Replacement	408.84			408.84
Total Property	\$408.84			\$408.84
Total 2250 School Library Services	\$478,317.31	\$299,102.64		\$777,419.95

General Fund (10)

2260 Instruction and Curriculum Development Services

	<u>Elementary</u>	<u>Secondary</u>	<u>Federal</u>	<u>Total</u>
100 Personnel Services – Salaries				
100 Personnel Services – Salaries	210,714.10	216,958.12	147,349.82	575,022.04
Total Personnel Services – Salaries	\$210,714.10	\$216,958.12	\$147,349.82	\$575,022.04
200 Personnel Services – Employee Benefits				
210 Group Insurance – Contracted Provider	51,843.06	53,379.32	40,813.22	146,035.60
220 Social Security Contributions	15,522.58	15,982.55	10,517.66	42,022.79
230 PSERS Retirement Contributions	53,650.79	55,240.60	38,042.36	146,933.75
260 Workers' Compensation	1,819.05	1,872.95		3,692.00
270 Group Insurance – Self-Insurance	4,886.39	5,031.17	2,499.31	12,416.87
290 Other Current Employee Benefits	98.54	101.46		200.00
Total Personnel Services – Employee Benefits	\$127,820.41	\$131,608.05	\$91,872.55	\$351,301.01
300 Purchased Professional and Technical Services				
329 Professional Educational Services – Other	29,495.49	30,369.51		59,865.00
Total Purchased Professional and Technical Services	\$29,495.49	\$30,369.51		\$59,865.00
400 Purchased Property Services				
440 Rentals	1,372.27	1,412.93		2,785.20
Total Purchased Property Services	\$1,372.27	\$1,412.93		\$2,785.20
500 Other Purchased Services				
530 Communications	838.60	863.46		1,702.06
580 Travel	4,886.53	5,031.30		9,917.83
Total Other Purchased Services	\$5,725.13	\$5,894.76		\$11,619.89
600 Supplies				
610 General Supplies	2,634.11	2,712.16		5,346.27
630 Food	231.18	238.03		469.21
640 Books and Periodicals	770.33	793.15		1,563.48
Total Supplies	\$3,635.62	\$3,743.34		\$7,378.96
700 Property				
750 Equipment – Original and Additional	55.68	57.32		113.00
Total Property	\$55.68	\$57.32		\$113.00
800 Other Objects				
810 Dues and Fees	222.21	228.79		451.00
Total Other Objects	\$222.21	\$228.79		\$451.00
Total 2260 Instruction and Curriculum Development Services	\$379,040.91	\$390,272.82	\$239,222.37	\$1,008,536.10

General Fund (10)

	<u>Elementary</u>	<u>Secondary</u>	<u>Federal</u>	<u>Total</u>
2270 Instructional Staff Professional Development Services				
100 Personnel Services – Salaries				
100 Personnel Services – Salaries	68,213.23	69,263.35	32,725.47	170,202.05
Total Personnel Services – Salaries	\$68,213.23	\$69,263.35	\$32,725.47	\$170,202.05
200 Personnel Services – Employee Benefits				
210 Group Insurance – Contracted Provider	3,467.51	3,570.27		7,037.78
220 Social Security Contributions	4,679.35	4,958.71	1,968.90	11,606.96
230 PSERS Retirement Contributions	17,467.03	18,459.88	6,650.42	42,577.33
260 Workers' Compensation	415.22	427.53		842.75
270 Group Insurance – Self-Insurance	598.87	616.60		1,215.47
290 Other Current Employee Benefits	39,447.49	40,616.43		80,063.92
Total Personnel Services – Employee Benefits	\$66,075.47	\$68,649.42	\$8,619.32	\$143,344.21
300 Purchased Professional and Technical Services				
324 Professional Educational Services – Employee Training and Development Services			2,929.31	2,929.31
329 Professional Educational Services – Other			2,950.00	2,950.00
Total Purchased Professional and Technical Services			\$5,879.31	\$5,879.31
500 Other Purchased Services				
580 Travel	9,259.84	24,162.12	6,832.57	40,254.53
Total Other Purchased Services	\$9,259.84	\$24,162.12	\$6,832.57	\$40,254.53
600 Supplies				
610 General Supplies	467.76	481.62	2,712.49	3,661.87
630 Food	1,154.03	1,188.23		2,342.26
Total Supplies	\$1,621.79	\$1,669.85	\$2,712.49	\$6,004.13
Total 2270 Instructional Staff Professional Development Services	\$145,170.33	\$163,744.74	\$56,769.16	\$365,684.23

LEA : 114062003 Exeter Township SD

Printed 10/27/2016 2:28:02 PM

General Fund (10)

2280 Nonpublic Support Services

Elementary

Secondary

Federal

Total

300 Purchased Professional and Technical Services

322 Professional Educational Services – lus

8,382.00

8,382.00

Total Purchased Professional and Technical Services

\$8,382.00

\$8,382.00

Total 2280 Nonpublic Support Services

\$8,382.00

\$8,382.00

General Fund (10)

	<u>Elementary</u>	<u>Secondary</u>	<u>Federal</u>	<u>Total</u>
2300 Support Services – Administration				
100 Personnel Services – Salaries				
100 Personnel Services – Salaries	687,225.31	621,111.22		1,772,514.49
Total Personnel Services – Salaries	\$687,225.31	\$621,111.22		\$1,772,514.49
200 Personnel Services – Employee Benefits				
210 Group Insurance – Contracted Provider	211,074.63	132,992.07		412,017.64
220 Social Security Contributions	50,827.11	46,353.37		127,222.95
230 PSERS Retirement Contributions	177,603.16	160,495.29		443,850.73
240 Tuition Reimbursement	10,125.00	6,024.00		16,149.00
260 Workers' Compensation	4,535.85	4,065.14		11,103.82
270 Group Insurance – Self-Insurance	22,494.08	19,781.30		51,514.83
290 Other Current Employee Benefits				35,864.84
Total Personnel Services – Employee Benefits	\$476,659.83	\$369,711.17		\$1,097,723.81
300 Purchased Professional and Technical Services				
310 Official / Administrative Services				18,116.08
330 Other Professional Services				267,213.13
340 Technical Services				24,288.21
390 Other Purchased Professional and Technical Services				125,904.01
Total Purchased Professional and Technical Services				\$435,521.43
400 Purchased Property Services				
430 Repairs and Maintenance Services	317.76	189.00		506.76
440 Rentals				2,798.89
Total Purchased Property Services	\$317.76	\$189.00		\$3,305.65
500 Other Purchased Services				
520 Insurance – General				28,996.00
530 Communications				18,948.60
542 Public Relations Related to Federal Grant Awards				1,479.65
550 Printing and Binding	2,692.00	1,443.34		4,135.34
580 Travel	2,277.94	1,449.11		5,997.74
Total Other Purchased Services	\$4,969.94	\$2,892.45		\$59,557.33
600 Supplies				
610 General Supplies	1,184.38	2,771.13		9,866.31
630 Food				4,178.65
640 Books and Periodicals				870.25
Total Supplies	\$1,184.38	\$2,771.13		\$14,915.21
700 Property				
760 Equipment – Replacement	878.97			878.97
Total Property	\$878.97			\$878.97
800 Other Objects				
810 Dues and Fees	2,290.30	1,919.00		26,089.59
Total Other Objects	\$2,290.30	\$1,919.00		\$26,089.59
Total 2300 Support Services – Administration	\$1,173,526.49	\$998,593.97		\$3,410,506.48

General Fund (10)

2310 Board Services

	<u>Elementary</u>	<u>Secondary</u>	<u>Federal</u>	<u>Total</u>
100 Personnel Services – Salaries				
100 Personnel Services – Salaries				2,338.29
Total Personnel Services – Salaries				\$2,338.29
200 Personnel Services – Employee Benefits				
210 Group Insurance – Contracted Provider				350.91
220 Social Security Contributions				164.10
230 PSERS Retirement Contributions				578.18
Total Personnel Services – Employee Benefits				\$1,093.19
300 Purchased Professional and Technical Services				
310 Official / Administrative Services				17,195.50
330 Other Professional Services				25,500.00
Total Purchased Professional and Technical Services				\$42,695.50
500 Other Purchased Services				
520 Insurance – General				22,945.00
542 Public Relations Related to Federal Grant Awards				1,479.65
Total Other Purchased Services				\$24,424.65
600 Supplies				
610 General Supplies				2,770.30
630 Food				234.28
Total Supplies				\$3,004.58
800 Other Objects				
810 Dues and Fees				12,967.90
Total Other Objects				\$12,967.90
Total 2310 Board Services				\$86,524.11

LEA : 114062003 Exeter Township SD

Printed 10/27/2016 2:28:02 PM

General Fund (10)

2320 Board Treasurer Services

Elementary

Secondary

Federal

Total

300 Purchased Professional and Technical Services

310 Official / Administrative Services

920.58

Total Purchased Professional and Technical Services

\$920.58

Total 2320 Board Treasurer Services

\$920.58

General Fund (10)

	<u>Elementary</u>	<u>Secondary</u>	<u>Federal</u>	<u>Total</u>
2330 Tax Assessment and Collection Services				
100 Personnel Services – Salaries				
100 Personnel Services – Salaries				46,599.15
Total Personnel Services – Salaries				\$46,599.15
200 Personnel Services – Employee Benefits				
220 Social Security Contributions				3,564.82
Total Personnel Services – Employee Benefits				\$3,564.82
300 Purchased Professional and Technical Services				
330 Other Professional Services				2,250.00
340 Technical Services				14,443.21
390 Other Purchased Professional and Technical Services				125,904.01
Total Purchased Professional and Technical Services				\$142,597.22
500 Other Purchased Services				
520 Insurance – General				6,051.00
530 Communications				14,490.34
Total Other Purchased Services				\$20,541.34
Total 2330 Tax Assessment and Collection Services				\$213,302.53

LEA : 114062003 Exeter Township SD

Printed 10/27/2016 2:28:02 PM

General Fund (10)

	<u>Elementary</u>	<u>Secondary</u>	<u>Federal</u>	<u>Total</u>
2350 Legal and Accounting Services				
300 <u>Purchased Professional and Technical Services</u>				
330 Other Professional Services				239,463.13
Total Purchased Professional and Technical Services				\$239,463.13
Total 2350 Legal and Accounting Services				\$239,463.13

General Fund (10)

2360 Office of the Superintendent / Executive Director Services

Elementary Secondary Federal Total

100 Personnel Services – Salaries				
100 Personnel Services – Salaries				415,240.52
Total Personnel Services – Salaries				\$415,240.52
200 Personnel Services – Employee Benefits				
210 Group Insurance – Contracted Provider				67,600.03
220 Social Security Contributions				26,313.55
230 PSERS Retirement Contributions				105,174.10
260 Workers' Compensation				2,502.83
270 Group Insurance – Self-Insurance				9,239.45
290 Other Current Employee Benefits				35,864.84
Total Personnel Services – Employee Benefits				\$246,694.80
400 Purchased Property Services				
440 Rentals				2,798.89
Total Purchased Property Services				\$2,798.89
500 Other Purchased Services				
580 Travel				2,270.69
Total Other Purchased Services				\$2,270.69
600 Supplies				
610 General Supplies				1,659.34
630 Food				3,944.37
640 Books and Periodicals				870.25
Total Supplies				\$6,473.96
800 Other Objects				
810 Dues and Fees				8,912.39
Total Other Objects				\$8,912.39
Total 2360 Office of the Superintendent / Executive Director Services				\$682,391.25

General Fund (10)

2370 Community Relations Services

Elementary

Secondary

Federal

Total

300 Purchased Professional and Technical Services

340 Technical Services

9,845.00

Total Purchased Professional and Technical Services

\$9,845.00

500 Other Purchased Services

530 Communications

4,458.26

Total Other Purchased Services

\$4,458.26

600 Supplies

610 General Supplies

1,481.16

Total Supplies

\$1,481.16

Total 2370 Community Relations Services

\$15,784.42

General Fund (10)

2380 Office of the Principal Services

	<u>Elementary</u>	<u>Secondary</u>	<u>Federal</u>	<u>Total</u>
100 Personnel Services – Salaries				
100 Personnel Services – Salaries	687,225.31	621,111.22		1,308,336.53
Total Personnel Services – Salaries	\$687,225.31	\$621,111.22		\$1,308,336.53
200 Personnel Services – Employee Benefits				
210 Group Insurance – Contracted Provider	211,074.63	132,992.07		344,066.70
220 Social Security Contributions	50,827.11	46,353.37		97,180.48
230 PSERS Retirement Contributions	177,603.16	160,495.29		338,098.45
240 Tuition Reimbursement	10,125.00	6,024.00		16,149.00
260 Workers' Compensation	4,535.85	4,065.14		8,600.99
270 Group Insurance – Self-Insurance	22,494.08	19,781.30		42,275.38
Total Personnel Services – Employee Benefits	\$476,659.83	\$369,711.17		\$846,371.00
400 Purchased Property Services				
430 Repairs and Maintenance Services	317.76	189.00		506.76
Total Purchased Property Services	\$317.76	\$189.00		\$506.76
500 Other Purchased Services				
550 Printing and Binding	2,692.00	1,443.34		4,135.34
580 Travel	2,277.94	1,449.11		3,727.05
Total Other Purchased Services	\$4,969.94	\$2,892.45		\$7,862.39
600 Supplies				
610 General Supplies	1,184.38	2,771.13		3,955.51
Total Supplies	\$1,184.38	\$2,771.13		\$3,955.51
700 Property				
760 Equipment – Replacement	878.97			878.97
Total Property	\$878.97			\$878.97
800 Other Objects				
810 Dues and Fees	2,290.30	1,919.00		4,209.30
Total Other Objects	\$2,290.30	\$1,919.00		\$4,209.30
Total 2380 Office of the Principal Services	\$1,173,526.49	\$998,593.97		\$2,172,120.46

General Fund (10)

	<u>Elementary</u>	<u>Secondary</u>	<u>Federal</u>	<u>Total</u>
2400 Support Services – Pupil Health				
100 Personnel Services – Salaries				
100 Personnel Services – Salaries				335,452.76
Total Personnel Services – Salaries				\$335,452.76
200 Personnel Services – Employee Benefits				
210 Group Insurance – Contracted Provider				112,680.76
220 Social Security Contributions				24,305.88
230 PSERS Retirement Contributions				75,824.21
240 Tuition Reimbursement				671.00
260 Workers' Compensation				2,042.31
270 Group Insurance – Self-Insurance				14,412.21
290 Other Current Employee Benefits				24,300.00
Total Personnel Services – Employee Benefits				\$254,236.37
300 Purchased Professional and Technical Services				
329 Professional Educational Services – Other				994.00
330 Other Professional Services				700.00
Total Purchased Professional and Technical Services				\$1,694.00
400 Purchased Property Services				
430 Repairs and Maintenance Services				194.00
Total Purchased Property Services				\$194.00
500 Other Purchased Services				
520 Insurance – General			1,970.00	1,970.00
580 Travel				7.19
Total Other Purchased Services			\$1,970.00	\$1,977.19
600 Supplies				
610 General Supplies				5,199.90
Total Supplies				\$5,199.90
700 Property				
760 Equipment – Replacement				15,300.00
Total Property				\$15,300.00
Total 2400 Support Services – Pupil Health			\$1,970.00	\$614,054.22

General Fund (10)

2430 Dental Services

Elementary

Secondary

Federal

Total

300 Purchased Professional and Technical Services

330 Other Professional Services

700.00

Total Purchased Professional and Technical Services

\$700.00

Total 2430 Dental Services

\$700.00

General Fund (10)

2440 Nursing Services

	<u>Elementary</u>	<u>Secondary</u>	<u>Federal</u>	<u>Total</u>
100 Personnel Services – Salaries				
100 Personnel Services – Salaries				335,452.76
Total Personnel Services – Salaries				\$335,452.76
200 Personnel Services – Employee Benefits				
210 Group Insurance – Contracted Provider				112,680.76
220 Social Security Contributions				24,305.88
230 PSERS Retirement Contributions				75,824.21
240 Tuition Reimbursement				671.00
260 Workers' Compensation				2,042.31
270 Group Insurance – Self-Insurance				14,412.21
290 Other Current Employee Benefits				24,300.00
Total Personnel Services – Employee Benefits				\$254,236.37
300 Purchased Professional and Technical Services				
329 Professional Educational Services – Other				994.00
Total Purchased Professional and Technical Services				\$994.00
400 Purchased Property Services				
430 Repairs and Maintenance Services				194.00
Total Purchased Property Services				\$194.00
500 Other Purchased Services				
520 Insurance – General			1,970.00	1,970.00
580 Travel				7.19
Total Other Purchased Services			\$1,970.00	\$1,977.19
600 Supplies				
610 General Supplies				5,199.90
Total Supplies				\$5,199.90
700 Property				
760 Equipment – Replacement				15,300.00
Total Property				\$15,300.00
Total 2440 Nursing Services			\$1,970.00	\$613,354.22

General Fund (10)

	<u>Elementary</u>	<u>Secondary</u>	<u>Federal</u>	<u>Total</u>
2500 Support Services – Business				
100 Personnel Services – Salaries				
100 Personnel Services – Salaries				317,393.89
Total Personnel Services – Salaries				\$317,393.89
200 Personnel Services – Employee Benefits				
210 Group Insurance – Contracted Provider				87,274.65
220 Social Security Contributions				23,236.40
230 PSERS Retirement Contributions				80,857.78
260 Workers' Compensation				2,175.61
270 Group Insurance – Self-Insurance				9,918.42
Total Personnel Services – Employee Benefits				\$203,462.86
300 Purchased Professional and Technical Services				
330 Other Professional Services				8,639.00
Total Purchased Professional and Technical Services				\$8,639.00
400 Purchased Property Services				
430 Repairs and Maintenance Services				478.00
440 Rentals				25,941.19
Total Purchased Property Services				\$26,419.19
500 Other Purchased Services				
542 Public Relations Related to Federal Grant Awards				1,007.93
580 Travel				1,118.83
Total Other Purchased Services				\$2,126.76
600 Supplies				
610 General Supplies				3,879.60
Total Supplies				\$3,879.60
700 Property				
750 Equipment – Original and Additional				59,724.90
Total Property				\$59,724.90
800 Other Objects				
810 Dues and Fees				936.00
Total Other Objects				\$936.00
Total 2500 Support Services – Business				\$622,582.20

General Fund (10)

2510 Fiscal Services

Elementary Secondary Federal Total

100	<u>Personnel Services – Salaries</u>			
	100 Personnel Services – Salaries			285,665.87
Total Personnel Services – Salaries				\$285,665.87
200	<u>Personnel Services – Employee Benefits</u>			
	210 Group Insurance – Contracted Provider			72,800.28
	220 Social Security Contributions			20,866.95
	230 PSERS Retirement Contributions			72,659.27
	260 Workers' Compensation			2,175.61
	270 Group Insurance – Self-Insurance			8,137.55
Total Personnel Services – Employee Benefits				\$176,639.66
300	<u>Purchased Professional and Technical Services</u>			
	330 Other Professional Services			8,639.00
Total Purchased Professional and Technical Services				\$8,639.00
400	<u>Purchased Property Services</u>			
	430 Repairs and Maintenance Services			478.00
	440 Rentals			25,941.19
Total Purchased Property Services				\$26,419.19
500	<u>Other Purchased Services</u>			
	542 Public Relations Related to Federal Grant Awards			1,007.93
	580 Travel			1,118.83
Total Other Purchased Services				\$2,126.76
600	<u>Supplies</u>			
	610 General Supplies			3,879.60
Total Supplies				\$3,879.60
700	<u>Property</u>			
	750 Equipment – Original and Additional			59,724.90
Total Property				\$59,724.90
800	<u>Other Objects</u>			
	810 Dues and Fees			936.00
Total Other Objects				\$936.00
Total 2510 Fiscal Services				\$564,030.98

General Fund (10)

2511 Supervision of Fiscal Services - Head of Component

Elementary

Secondary

Federal

Total

100 Personnel Services – Salaries

100 Personnel Services – Salaries

128,157.51

Total Personnel Services – Salaries

\$128,157.51

200 Personnel Services – Employee Benefits

210 Group Insurance – Contracted Provider

18,453.99

220 Social Security Contributions

9,032.82

230 PSERS Retirement Contributions

31,750.82

270 Group Insurance – Self-Insurance

2,106.98

Total Personnel Services – Employee Benefits

\$61,344.61

Total 2511 Supervision of Fiscal Services - Head of Component

\$189,502.12

General Fund (10)

2513 Receiving and Disbursing Funds Services

Elementary

Secondary

Federal

Total

100 Personnel Services – Salaries

100 Personnel Services – Salaries

26,205.70

Total Personnel Services – Salaries

\$26,205.70

200 Personnel Services – Employee Benefits

210 Group Insurance – Contracted Provider

14,464.45

220 Social Security Contributions

1,946.99

230 PSERS Retirement Contributions

6,771.64

270 Group Insurance – Self-Insurance

1,071.79

Total Personnel Services – Employee Benefits

\$24,254.87

Total 2513 Receiving and Disbursing Funds Services

\$50,460.57

General Fund (10)

2514 Payroll Services

Elementary

Secondary

Federal

Total

100 Personnel Services – Salaries

100 Personnel Services – Salaries

26,205.70

Total Personnel Services – Salaries

\$26,205.70

200 Personnel Services – Employee Benefits

210 Group Insurance – Contracted Provider

19,668.66

220 Social Security Contributions

1,926.10

230 PSERS Retirement Contributions

6,771.64

270 Group Insurance – Self-Insurance

1,955.38

Total Personnel Services – Employee Benefits

\$30,321.78

Total 2514 Payroll Services

\$56,527.48

General Fund (10)

2515 Financial Accounting Services

Elementary

Secondary

Federal

Total

100 Personnel Services – Salaries

100 Personnel Services – Salaries

68,666.40

Total Personnel Services – Salaries

\$68,666.40

200 Personnel Services – Employee Benefits

210 Group Insurance – Contracted Provider

530.31

220 Social Security Contributions

5,252.78

230 PSERS Retirement Contributions

17,743.41

270 Group Insurance – Self-Insurance

876.06

Total Personnel Services – Employee Benefits

\$24,402.56

Total 2515 Financial Accounting Services

\$93,068.96

General Fund (10)

2519 Other Fiscal Services

Elementary Secondary Federal Total

100	<u>Personnel Services – Salaries</u>			
	100 Personnel Services – Salaries			36,430.56
Total Personnel Services – Salaries				\$36,430.56
200	<u>Personnel Services – Employee Benefits</u>			
	210 Group Insurance – Contracted Provider			19,682.87
	220 Social Security Contributions			2,708.26
	230 PSERS Retirement Contributions			9,621.76
	260 Workers' Compensation			2,175.61
	270 Group Insurance – Self-Insurance			2,127.34
Total Personnel Services – Employee Benefits				\$36,315.84
300	<u>Purchased Professional and Technical Services</u>			
	330 Other Professional Services			8,639.00
Total Purchased Professional and Technical Services				\$8,639.00
400	<u>Purchased Property Services</u>			
	430 Repairs and Maintenance Services			478.00
	440 Rentals			25,941.19
Total Purchased Property Services				\$26,419.19
500	<u>Other Purchased Services</u>			
	542 Public Relations Related to Federal Grant Awards			1,007.93
	580 Travel			1,118.83
Total Other Purchased Services				\$2,126.76
600	<u>Supplies</u>			
	610 General Supplies			3,879.60
Total Supplies				\$3,879.60
700	<u>Property</u>			
	750 Equipment – Original and Additional			59,724.90
Total Property				\$59,724.90
800	<u>Other Objects</u>			
	810 Dues and Fees			936.00
Total Other Objects				\$936.00
Total 2519 Other Fiscal Services				\$174,471.85

General Fund (10)

2540 Printing, Publishing and Duplicating Services

Elementary

Secondary

Federal

Total

100 Personnel Services – Salaries

100 Personnel Services – Salaries

31,728.02

Total Personnel Services – Salaries

\$31,728.02

200 Personnel Services – Employee Benefits

210 Group Insurance – Contracted Provider

14,474.37

220 Social Security Contributions

2,369.45

230 PSERS Retirement Contributions

8,198.51

270 Group Insurance – Self-Insurance

1,780.87

Total Personnel Services – Employee Benefits

\$26,823.20

Total 2540 Printing, Publishing and Duplicating Services

\$58,551.22

General Fund (10)

	<u>Elementary</u>	<u>Secondary</u>	<u>Federal</u>	<u>Total</u>
2600 Operation and Maintenance of Plant Services				
100 Personnel Services – Salaries				
100 Personnel Services – Salaries				1,458,759.37
Total Personnel Services – Salaries				\$1,458,759.37
200 Personnel Services – Employee Benefits				
210 Group Insurance – Contracted Provider				505,354.87
220 Social Security Contributions				110,219.12
230 PSERS Retirement Contributions				378,030.65
260 Workers' Compensation				14,809.90
270 Group Insurance – Self-Insurance				60,205.56
290 Other Current Employee Benefits				24,415.20
Total Personnel Services – Employee Benefits				\$1,093,035.30
300 Purchased Professional and Technical Services				
340 Technical Services				18,543.42
390 Other Purchased Professional and Technical Services				26,122.50
Total Purchased Professional and Technical Services				\$44,665.92
400 Purchased Property Services				
410 Cleaning Services				27,468.93
420 Utility Services				677,430.23
430 Repairs and Maintenance Services				621,653.11
440 Rentals				8,425.00
460 Extermination Services				7,092.00
Total Purchased Property Services				\$1,342,069.27
500 Other Purchased Services				
521 Fire Insurance				88,128.00
522 Automotive Liability Insurance				7,749.00
523 General Property and Liability Insurance				15,017.00
530 Communications				88,922.48
580 Travel				1,054.11
Total Other Purchased Services				\$200,870.59
600 Supplies				
610 General Supplies	172,276.51	175,444.33		347,720.84
620 Energy				253,212.16
Total Supplies	\$172,276.51	\$175,444.33		\$600,933.00
700 Property				
750 Equipment – Original and Additional				81,355.15
760 Equipment – Replacement				15,094.94
Total Property				\$96,450.09
800 Other Objects				
810 Dues and Fees				243.00
Total Other Objects				\$243.00
Total 2600 Operation and Maintenance of Plant Services	\$172,276.51	\$175,444.33		\$4,837,026.54

General Fund (10)

2610 Supervision of Operation and Maintenance of Plant Services

Elementary

Secondary

Federal

Total

100 Personnel Services – Salaries

100 Personnel Services – Salaries

158,701.93

Total Personnel Services – Salaries

\$158,701.93

200 Personnel Services – Employee Benefits

210 Group Insurance – Contracted Provider

47,511.35

220 Social Security Contributions

11,722.23

230 PSERS Retirement Contributions

38,601.18

270 Group Insurance – Self-Insurance

5,264.78

Total Personnel Services – Employee Benefits

\$103,099.54

Total 2610 Supervision of Operation and Maintenance of Plant Services

\$261,801.47

General Fund (10)

	<u>Elementary</u>	<u>Secondary</u>	<u>Federal</u>	<u>Total</u>
2611 Supervision of Operation and Maintenance of Plant Services – Head of Component				
100 Personnel Services – Salaries				
100 Personnel Services – Salaries				98,849.64
Total Personnel Services – Salaries				\$98,849.64
200 Personnel Services – Employee Benefits				
210 Group Insurance – Contracted Provider				29,040.44
220 Social Security Contributions				7,348.68
230 PSERS Retirement Contributions				23,135.28
270 Group Insurance – Self-Insurance				2,840.62
Total Personnel Services – Employee Benefits				\$62,365.02
Total 2611 Supervision of Operation and Maintenance of Plant Services – Head of Component				\$161,214.66

General Fund (10)

2619 Supervision of Operation and Maintenance of Plant Services – All Other Supervision

Elementary

Secondary

Federal

Total

100 Personnel Services – Salaries

100 Personnel Services – Salaries

59,852.29

Total Personnel Services – Salaries

\$59,852.29

200 Personnel Services – Employee Benefits

210 Group Insurance – Contracted Provider

18,470.91

220 Social Security Contributions

4,373.55

230 PSERS Retirement Contributions

15,465.90

270 Group Insurance – Self-Insurance

2,424.16

Total Personnel Services – Employee Benefits

\$40,734.52

Total 2619 Supervision of Operation and Maintenance of Plant Services – All Other Supervision

\$100,586.81

General Fund (10)

2620 Operation of Buildings Services

	<u>Elementary</u>	<u>Secondary</u>	<u>Federal</u>	<u>Total</u>
100 Personnel Services – Salaries				
100 Personnel Services – Salaries				1,081,704.86
Total Personnel Services – Salaries				\$1,081,704.86
200 Personnel Services – Employee Benefits				
210 Group Insurance – Contracted Provider				369,386.47
220 Social Security Contributions				82,069.43
230 PSERS Retirement Contributions				283,620.65
260 Workers' Compensation				14,664.77
270 Group Insurance – Self-Insurance				47,277.19
290 Other Current Employee Benefits				24,415.20
Total Personnel Services – Employee Benefits				\$821,433.71
300 Purchased Professional and Technical Services				
340 Technical Services				18,543.42
390 Other Purchased Professional and Technical Services				26,122.50
Total Purchased Professional and Technical Services				\$44,665.92
400 Purchased Property Services				
410 Cleaning Services				27,468.93
420 Utility Services				677,430.23
430 Repairs and Maintenance Services				619,638.11
440 Rentals				8,425.00
460 Extermination Services				7,092.00
Total Purchased Property Services				\$1,340,054.27
500 Other Purchased Services				
521 Fire Insurance				88,128.00
522 Automotive Liability Insurance				7,749.00
523 General Property and Liability Insurance				15,017.00
530 Communications				88,922.48
580 Travel				1,054.11
Total Other Purchased Services				\$200,870.59
600 Supplies				
610 General Supplies	172,276.51	175,444.33		347,720.84
620 Energy				253,212.16
Total Supplies	\$172,276.51	\$175,444.33		\$600,933.00
700 Property				
750 Equipment – Original and Additional				76,555.15
760 Equipment – Replacement				15,094.94
Total Property				\$91,650.09
800 Other Objects				
810 Dues and Fees				243.00
Total Other Objects				\$243.00
Total 2620 Operation of Buildings Services	\$172,276.51	\$175,444.33		\$4,181,555.44

General Fund (10)

2630 Care and Upkeep of Grounds Services

Elementary

Secondary

Federal

Total

100 Personnel Services – Salaries

100 Personnel Services – Salaries

216,006.14

Total Personnel Services – Salaries

\$216,006.14

200 Personnel Services – Employee Benefits

210 Group Insurance – Contracted Provider

88,454.95

220 Social Security Contributions

16,248.00

230 PSERS Retirement Contributions

55,808.01

270 Group Insurance – Self-Insurance

6,787.65

Total Personnel Services – Employee Benefits

\$167,298.61

Total 2630 Care and Upkeep of Grounds Services

\$383,304.75

General Fund (10)

2660 Safety and Security Services

Elementary

Secondary

Federal

Total

100 Personnel Services – Salaries

100 Personnel Services – Salaries

2,346.44

Total Personnel Services – Salaries

\$2,346.44

200 Personnel Services – Employee Benefits

210 Group Insurance – Contracted Provider

2.10

220 Social Security Contributions

179.46

230 PSERS Retirement Contributions

0.81

260 Workers' Compensation

145.13

270 Group Insurance – Self-Insurance

875.94

Total Personnel Services – Employee Benefits

\$1,203.44

400 Purchased Property Services

430 Repairs and Maintenance Services

2,015.00

Total Purchased Property Services

\$2,015.00

700 Property

750 Equipment – Original and Additional

4,800.00

Total Property

\$4,800.00

Total 2660 Safety and Security Services

\$10,364.88

General Fund (10)

	<u>Elementary</u>	<u>Secondary</u>	<u>Federal</u>	<u>Total</u>
2700 Student Transportation Services				
100 Personnel Services – Salaries				
100 Personnel Services – Salaries			27,287.44	1,324,632.46
Total Personnel Services – Salaries			\$27,287.44	\$1,324,632.46
200 Personnel Services – Employee Benefits				
210 Group Insurance – Contracted Provider				108,336.77
220 Social Security Contributions			2,110.71	99,762.12
230 PSERS Retirement Contributions			6,601.65	337,736.94
250 Unemployment Compensation				34.44
260 Workers' Compensation				9,088.27
270 Group Insurance – Self-Insurance				10,984.22
290 Other Current Employee Benefits				67.50
Total Personnel Services – Employee Benefits			\$8,712.36	\$566,010.26
300 Purchased Professional and Technical Services				
330 Other Professional Services				3,313.00
Total Purchased Professional and Technical Services				\$3,313.00
400 Purchased Property Services				
420 Utility Services				8,481.27
430 Repairs and Maintenance Services				21,099.76
440 Rentals				2,400.00
Total Purchased Property Services				\$31,981.03
500 Other Purchased Services				
513 Contracted Carriers				106,715.71
516 Student Transportation Services From the IU				96,562.01
522 Automotive Liability Insurance				27,405.00
530 Communications				9,879.87
580 Travel				2,137.50
Total Other Purchased Services				\$242,700.09
600 Supplies				
610 General Supplies				95,264.10
620 Energy			1,737.45	248,922.85
Total Supplies			\$1,737.45	\$344,186.95
700 Property				
750 Equipment – Original and Additional				20,751.05
760 Equipment – Replacement				239,408.00
Total Property				\$260,159.05
800 Other Objects				
810 Dues and Fees				965.00
Total Other Objects				\$965.00
Total 2700 Student Transportation Services			\$37,737.25	\$2,773,947.84

General Fund (10)

2710 Supervision of Student Transportation Services

Elementary

Secondary

Federal

Total

100 Personnel Services – Salaries

100 Personnel Services – Salaries

188,957.70

Total Personnel Services – Salaries

\$188,957.70

200 Personnel Services – Employee Benefits

210 Group Insurance – Contracted Provider

43,339.00

220 Social Security Contributions

13,937.72

230 PSERS Retirement Contributions

48,826.76

270 Group Insurance – Self-Insurance

4,750.04

Total Personnel Services – Employee Benefits

\$110,853.52

Total 2710 Supervision of Student Transportation Services

\$299,811.22

General Fund (10)

2711 Supervision of Student Transportation Services – Head of Component

Elementary

Secondary

Federal

Total

100 Personnel Services – Salaries

100 Personnel Services – Salaries

130,868.52

Total Personnel Services – Salaries

\$130,868.52

200 Personnel Services – Employee Benefits

210 Group Insurance – Contracted Provider

28,433.38

220 Social Security Contributions

9,706.91

230 PSERS Retirement Contributions

33,816.45

270 Group Insurance – Self-Insurance

2,983.01

Total Personnel Services – Employee Benefits

\$74,939.75

Total 2711 Supervision of Student Transportation Services – Head of Component

\$205,808.27

General Fund (10)

	<u>Elementary</u>	<u>Secondary</u>	<u>Federal</u>	<u>Total</u>
2719 Supervision of Student Transportation Services – All Other Supervision				
100 Personnel Services – Salaries				
100 Personnel Services – Salaries				58,089.18
Total Personnel Services – Salaries				\$58,089.18
200 Personnel Services – Employee Benefits				
210 Group Insurance – Contracted Provider				14,905.62
220 Social Security Contributions				4,230.81
230 PSERS Retirement Contributions				15,010.31
270 Group Insurance – Self-Insurance				1,767.03
Total Personnel Services – Employee Benefits				\$35,913.77
Total 2719 Supervision of Student Transportation Services – All Other Supervision				\$94,002.95

General Fund (10)

2740 Vehicle Servicing and Maintenance Services

Elementary

Secondary

Federal

Total

100 Personnel Services – Salaries

100 Personnel Services – Salaries

116,191.59

Total Personnel Services – Salaries

\$116,191.59

200 Personnel Services – Employee Benefits

210 Group Insurance – Contracted Provider

48,612.16

220 Social Security Contributions

8,687.88

230 PSERS Retirement Contributions

29,725.50

270 Group Insurance – Self-Insurance

3,169.07

Total Personnel Services – Employee Benefits

\$90,194.61

Total 2740 Vehicle Servicing and Maintenance Services

\$206,386.20

General Fund (10)

2750 Nonpublic Transportation

Elementary Secondary Federal Total

100 Personnel Services – Salaries				
100 Personnel Services – Salaries				290,411.86
Total Personnel Services – Salaries				\$290,411.86
200 Personnel Services – Employee Benefits				
210 Group Insurance – Contracted Provider				4,509.78
220 Social Security Contributions				21,230.16
230 PSERS Retirement Contributions				71,334.97
250 Unemployment Compensation				9.48
260 Workers' Compensation				2,501.35
270 Group Insurance – Self-Insurance				843.61
Total Personnel Services – Employee Benefits				\$100,429.35
300 Purchased Professional and Technical Services				
330 Other Professional Services				911.83
Total Purchased Professional and Technical Services				\$911.83
400 Purchased Property Services				
420 Utility Services				2,334.29
430 Repairs and Maintenance Services				5,807.25
440 Rentals				660.55
Total Purchased Property Services				\$8,802.09
500 Other Purchased Services				
513 Contracted Carriers				106,715.71
522 Automotive Liability Insurance				7,542.63
530 Communications				2,719.22
580 Travel				588.30
Total Other Purchased Services				\$117,565.86
600 Supplies				
610 General Supplies				24,292.78
620 Energy				68,510.63
Total Supplies				\$92,803.41
700 Property				
750 Equipment – Original and Additional				5,711.28
760 Equipment – Replacement				65,891.87
Total Property				\$71,603.15
800 Other Objects				
810 Dues and Fees				265.60
Total Other Objects				\$265.60
Total 2750 Nonpublic Transportation				\$682,793.15

General Fund (10)

2800 Support Services – Central

Elementary Secondary Federal Total

100 Personnel Services – Salaries

100 Personnel Services – Salaries 592,073.85

Total Personnel Services – Salaries \$592,073.85

200 Personnel Services – Employee Benefits

210 Group Insurance – Contracted Provider 139,240.30

220 Social Security Contributions 43,993.25

230 PSERS Retirement Contributions 151,998.93

260 Workers' Compensation 5,480.06

270 Group Insurance – Self-Insurance 12,676.24

290 Other Current Employee Benefits 20,643.22

Total Personnel Services – Employee Benefits \$374,032.00

300 Purchased Professional and Technical Services

329 Professional Educational Services – Other 8,712.32

330 Other Professional Services 907.00

340 Technical Services 63,707.06

Total Purchased Professional and Technical Services \$73,326.38

400 Purchased Property Services

430 Repairs and Maintenance Services 22,925.06

440 Rentals 2,318.31

Total Purchased Property Services \$25,243.37

500 Other Purchased Services

530 Communications 53,162.10

541 Advertising Related to Federal Grant Awards 2,006.35

580 Travel 7,545.28

Total Other Purchased Services \$62,713.73

600 Supplies

610 General Supplies 147,309.83

630 Food 7.49

640 Books and Periodicals 298.45

650 Supplies & Fees – Technology Related 225.00

Total Supplies \$147,840.77

700 Property

750 Equipment – Original and Additional 3,341.76

760 Equipment – Replacement 2,999.00

Total Property \$6,340.76

800 Other Objects

810 Dues and Fees 2,829.10

Total Other Objects \$2,829.10

Total 2800 Support Services – Central \$1,284,399.96

General Fund (10)

2830 Staff Services

	<u>Elementary</u>	<u>Secondary</u>	<u>Federal</u>	<u>Total</u>
100 Personnel Services – Salaries				
100 Personnel Services – Salaries				206,383.54
Total Personnel Services – Salaries				\$206,383.54
200 Personnel Services – Employee Benefits				
210 Group Insurance – Contracted Provider				45,110.74
220 Social Security Contributions				15,357.03
230 PSERS Retirement Contributions				53,329.23
270 Group Insurance – Self-Insurance				2,877.65
290 Other Current Employee Benefits				20,643.22
Total Personnel Services – Employee Benefits				\$137,317.87
300 Purchased Professional and Technical Services				
329 Professional Educational Services – Other				8,712.32
330 Other Professional Services				907.00
Total Purchased Professional and Technical Services				\$9,619.32
500 Other Purchased Services				
541 Advertising Related to Federal Grant Awards				2,006.35
580 Travel				2,306.52
Total Other Purchased Services				\$4,312.87
600 Supplies				
610 General Supplies				1,191.65
630 Food				7.49
640 Books and Periodicals				298.45
Total Supplies				\$1,497.59
800 Other Objects				
810 Dues and Fees				2,829.10
Total Other Objects				\$2,829.10
Total 2830 Staff Services				\$361,960.29

General Fund (10)

2831 Supervision of Staff Services

Elementary

Secondary

Federal

Total

100 Personnel Services – Salaries

100 Personnel Services – Salaries 206,383.54

Total Personnel Services – Salaries \$206,383.54

200 Personnel Services – Employee Benefits

210 Group Insurance – Contracted Provider 45,110.74

220 Social Security Contributions 15,357.03

230 PSERS Retirement Contributions 53,329.23

270 Group Insurance – Self-Insurance 2,877.65

290 Other Current Employee Benefits 20,643.22

Total Personnel Services – Employee Benefits \$137,317.87

300 Purchased Professional and Technical Services

329 Professional Educational Services – Other 8,712.32

Total Purchased Professional and Technical Services \$8,712.32

500 Other Purchased Services

541 Advertising Related to Federal Grant Awards 2,006.35

580 Travel 2,306.52

Total Other Purchased Services \$4,312.87

600 Supplies

610 General Supplies 1,191.65

630 Food 7.49

640 Books and Periodicals 298.45

Total Supplies \$1,497.59

800 Other Objects

810 Dues and Fees 2,829.10

Total Other Objects \$2,829.10

Total 2831 Supervision of Staff Services \$361,053.29

General Fund (10)

2835 Health Services

Elementary

Secondary

Federal

Total

300 Purchased Professional and Technical Services

330 Other Professional Services

907.00

Total Purchased Professional and Technical Services

\$907.00

Total 2835 Health Services

\$907.00

LEA : 114062003 Exeter Township SD

Printed 10/27/2016 2:28:02 PM

General Fund (10)

2900 Other Support Services

Elementary

Secondary

Federal

Total

500 Other Purchased Services

595 IU Payments By Withholding

47,184.10

Total Other Purchased Services

\$47,184.10

Total 2900 Other Support Services

\$47,184.10

General Fund (10)

2910 Support Services Not Listed Elsewhere In the 2000 Series

Elementary

Secondary

Federal

Total

500 Other Purchased Services

595 IU Payments By Withholding

47,184.10

Total Other Purchased Services

\$47,184.10

Total 2910 Support Services Not Listed Elsewhere In the 2000 Series

\$47,184.10

General Fund (10)

3000 Operation of Non-Instructional Services

Total

100 Personnel Services – Salaries

100 Personnel Services – Salaries 771,148.58

Total Personnel Services – Salaries

\$771,148.58

200 Personnel Services – Employee Benefits

210 Group Insurance – Contracted Provider 57,801.15

220 Social Security Contributions 64,019.64

230 PSERS Retirement Contributions 188,934.78

250 Unemployment Compensation 863.37

260 Workers’ Compensation 5,460.80

270 Group Insurance – Self-Insurance 5,727.15

Total Personnel Services – Employee Benefits

\$322,806.89

300 Purchased Professional and Technical Services

330 Other Professional Services 18,738.73

340 Technical Services 2,250.00

350 Security / Safety Services 6,795.47

390 Other Purchased Professional and Technical Services 42,972.51

Total Purchased Professional and Technical Services

\$70,756.71

400 Purchased Property Services

410 Cleaning Services 11,425.11

430 Repairs and Maintenance Services 3,559.29

440 Rentals 545.40

Total Purchased Property Services

\$15,529.80

500 Other Purchased Services

520 Insurance – General 24,000.00

530 Communications 1,590.24

580 Travel 12,801.32

591 Services Purchased Locally 2,635.00

Total Other Purchased Services

\$41,026.56

600 Supplies

610 General Supplies 54,493.96

620 Energy 28,464.05

630 Food 672.00

Total Supplies

\$83,630.01

700 Property

750 Equipment – Original and Additional 20,398.80

760 Equipment – Replacement 8,164.41

Total Property

\$28,563.21

800 Other Objects

810 Dues and Fees 25,709.75

890 Miscellaneous Expenditures (8,303.61)

Total Other Objects

\$17,406.14

Total 3000 Operation of Non-Instructional Services

\$1,350,867.90

General Fund (10)

3200 Student Activities

Elementary Secondary Federal Total

100 Personnel Services – Salaries				
100 Personnel Services – Salaries				770,323.58
Total Personnel Services – Salaries				\$770,323.58
200 Personnel Services – Employee Benefits				
210 Group Insurance – Contracted Provider				57,801.15
220 Social Security Contributions				63,956.54
230 PSERS Retirement Contributions				188,733.59
250 Unemployment Compensation				863.37
260 Workers' Compensation				5,460.80
270 Group Insurance – Self-Insurance				5,727.15
Total Personnel Services – Employee Benefits				\$322,542.60
300 Purchased Professional and Technical Services				
330 Other Professional Services				18,738.73
340 Technical Services				2,250.00
350 Security / Safety Services				6,795.47
390 Other Purchased Professional and Technical Services				42,972.51
Total Purchased Professional and Technical Services				\$70,756.71
400 Purchased Property Services				
410 Cleaning Services				11,425.11
430 Repairs and Maintenance Services				3,559.29
440 Rentals				545.40
Total Purchased Property Services				\$15,529.80
500 Other Purchased Services				
520 Insurance – General				24,000.00
530 Communications				1,590.24
580 Travel				12,801.32
Total Other Purchased Services				\$38,391.56
600 Supplies				
610 General Supplies				53,543.51
620 Energy				28,464.05
Total Supplies				\$82,007.56
700 Property				
750 Equipment – Original and Additional				20,398.80
760 Equipment – Replacement				8,164.41
Total Property				\$28,563.21
800 Other Objects				
810 Dues and Fees				25,709.75
890 Miscellaneous Expenditures				(8,303.61)
Total Other Objects				\$17,406.14
Total 3200 Student Activities				\$1,345,521.16

General Fund (10)

3300 Community Services

100 Personnel Services – Salaries

100 Personnel Services – Salaries

Total Personnel Services – Salaries

200 Personnel Services – Employee Benefits

220 Social Security Contributions

230 PSERS Retirement Contributions

Total Personnel Services – Employee Benefits

500 Other Purchased Services

591 Services Purchased Locally

Total Other Purchased Services

600 Supplies

610 General Supplies

630 Food

Total Supplies

Total 3300 Community Services

	<u>Elementary</u>	<u>Secondary</u>	<u>Federal</u>	<u>Total</u>
			825.00	825.00
			\$825.00	\$825.00
			63.10	63.10
			201.19	201.19
			\$264.29	\$264.29
				2,635.00
				\$2,635.00
				950.45
				672.00
				\$1,622.45
			\$1,089.29	\$5,346.74

General Fund (10)

4000 Facilities Acquisition, Construction and Improvement Services

Total

400 Purchased Property Services

430 Repairs and Maintenance Services

37,789.17

Total Purchased Property Services

\$37,789.17

700 Property

760 Equipment – Replacement

620,291.75

Total Property

\$620,291.75

Total 4000 Facilities Acquisition, Construction and Improvement Services

\$658,080.92

LEA : 114062003 Exeter Township SD

Printed 10/27/2016 2:28:12 PM

General Fund (10)

	<u>Elementary</u>	<u>Secondary</u>	<u>Federal</u>	<u>Total</u>
4600 Existing Building Improvement Services				
400 <u>Purchased Property Services</u>				
430 Repairs and Maintenance Services				37,789.17
Total Purchased Property Services				\$37,789.17
700 <u>Property</u>				
760 Equipment – Replacement				620,291.75
Total Property				\$620,291.75
Total 4600 Existing Building Improvement Services				\$658,080.92

General Fund (10)

5000 Other Expenditures and Financing Uses

Total

800 Other Objects

830 Interest	4,944,871.73
880 Refunds of Prior Years' Receipts	0.44

Total Other Objects	\$4,944,872.17
----------------------------	-----------------------

900 Other Uses of Funds

910 Redemption of Principal	3,794,746.21
930 Fund Transfers	155.37
932 Capital Reserve Fund Transfers Applicable To Fund 32	625,000.00

Total Other Uses of Funds	\$4,419,901.58
----------------------------------	-----------------------

Total 5000 Other Expenditures and Financing Uses	\$9,364,773.75
---	-----------------------

LEA : 114062003 Exeter Township SD

Printed 10/27/2016 2:28:16 PM

General Fund (10)

5100 Debt Service / Other Expenditures and Financing Uses	<u>Elementary</u>	<u>Secondary</u>	<u>Federal</u>	<u>Total</u>
800 Other Objects				
830 Interest				4,944,871.73
880 Refunds of Prior Years' Receipts				0.44
Total Other Objects				\$4,944,872.17
900 Other Uses of Funds				
910 Redemption of Principal				3,794,746.21
Total Other Uses of Funds				\$3,794,746.21
Total 5100 Debt Service / Other Expenditures and Financing Uses				\$8,739,618.38

LEA : 114062003 Exeter Township SD

Printed 10/27/2016 2:28:16 PM

General Fund (10)

	<u>Elementary</u>	<u>Secondary</u>	<u>Federal</u>	<u>Total</u>
5110 Debt Service				
800 Other Objects				
830 Interest				4,944,871.73
Total Other Objects				\$4,944,871.73
900 Other Uses of Funds				
910 Redemption of Principal				3,794,746.21
Total Other Uses of Funds				\$3,794,746.21
Total 5110 Debt Service				\$8,739,617.94

LEA : 114062003 Exeter Township SD

Printed 10/27/2016 2:28:16 PM

General Fund (10)

	<u>Elementary</u>	<u>Secondary</u>	<u>Federal</u>	<u>Total</u>
5130 Refund of Prior Year Revenues / Receipts				
800 <u>Other Objects</u>				
880 Refunds of Prior Years' Receipts				0.44
Total Other Objects				\$0.44
Total 5130 Refund of Prior Year Revenues / Receipts				\$0.44

LEA : 114062003 Exeter Township SD

Printed 10/27/2016 2:28:16 PM

General Fund (10)

5200 Interfund Transfers – Out

Elementary

Secondary

Federal

Total

900 Other Uses of Funds

930 Fund Transfers

155.37

932 Capital Reserve Fund Transfers Applicable To Fund 32

625,000.00

Total Other Uses of Funds

\$625,155.37

Total 5200 Interfund Transfers – Out

\$625,155.37

LEA : 114062003 Exeter Township SD

Printed 10/27/2016 2:28:16 PM

General Fund (10)

5230 Capital Projects Fund Transfers

Elementary

Secondary

Federal

Total

900 Other Uses of Funds

932 Capital Reserve Fund Transfers Applicable To Fund 32

625,000.00

Total Other Uses of Funds

\$625,000.00

Total 5230 Capital Projects Fund Transfers

\$625,000.00

LEA : 114062003 Exeter Township SD

Printed 10/27/2016 2:28:16 PM

General Fund (10)

	<u>Elementary</u>	<u>Secondary</u>	<u>Federal</u>	<u>Total</u>
5250 Enterprise Fund Transfers				
900 Other Uses of Funds				
930 Fund Transfers				155.37
Total Other Uses of Funds				\$155.37
Total 5250 Enterprise Fund Transfers				\$155.37

LEA : 114062003 Exeter Township SD

Printed 10/27/2016 2:28:08 PM

Capital Reserve Fund - § 1431 (32)

2000 Support Services

700 Property

750 Equipment – Original and Additional

Total Property

Total 2000 Support Services

Total

27,477.49

\$27,477.49

\$27,477.49

LEA : 114062003 Exeter Township SD

Printed 10/27/2016 2:28:08 PM

Capital Reserve Fund - § 1431 (32)

2700 Student Transportation Services

Elementary

Secondary

Federal

Total

700 Property

750 Equipment – Original and Additional

27,477.49

Total Property

\$27,477.49

Total 2700 Student Transportation Services

\$27,477.49

LEA : 114062003 Exeter Township SD

Printed 10/27/2016 2:28:08 PM

Capital Reserve Fund - § 1431 (32)

2720 Vehicle Operation Services

Elementary

Secondary

Federal

Total

700 Property

750 Equipment – Original and Additional

27,477.49

Total Property

\$27,477.49

Total 2720 Vehicle Operation Services

\$27,477.49

LEA : 114062003 Exeter Township SD

Printed 10/27/2016 2:28:13 PM

Capital Reserve Fund - § 1431 (32)

4000 Facilities Acquisition, Construction and Improvement Services

Total

700 Property

760 Equipment – Replacement

65,092.92

Total Property

\$65,092.92

Total 4000 Facilities Acquisition, Construction and Improvement Services

\$65,092.92

LEA : 114062003 Exeter Township SD

Printed 10/27/2016 2:28:13 PM

Capital Reserve Fund - § 1431 (32)

4600 Existing Building Improvement Services

Elementary

Secondary

Federal

Total

700 Property

760 Equipment – Replacement

65,092.92

Total Property

\$65,092.92

Total 4600 Existing Building Improvement Services

\$65,092.92

Other Capital Projects Fund (39)

2000 Support Services

300 Purchased Professional and Technical Services

330 Other Professional Services

320,718.05

Total Purchased Professional and Technical Services

\$320,718.05

Total 2000 Support Services

\$320,718.05

LEA : 114062003 Exeter Township SD

Printed 10/27/2016 2:28:09 PM

Other Capital Projects Fund (39)

2300 Support Services – Administration

Elementary

Secondary

Federal

Total

300 Purchased Professional and Technical Services

330 Other Professional Services

320,718.05

Total Purchased Professional and Technical Services

\$320,718.05

Total 2300 Support Services – Administration

\$320,718.05

LEA : 114062003 Exeter Township SD

Printed 10/27/2016 2:28:09 PM

Other Capital Projects Fund (39)

2390 Other Administration Services

Elementary

Secondary

Federal

Total

300 Purchased Professional and Technical Services

330 Other Professional Services

320,718.05

Total Purchased Professional and Technical Services

\$320,718.05

Total 2390 Other Administration Services

\$320,718.05

LEA : 114062003 Exeter Township SD

Printed 10/27/2016 2:28:15 PM

Other Capital Projects Fund (39)

4000 Facilities Acquisition, Construction and Improvement Services

Total

700 Property

720 Buildings

57,018.50

Total Property

\$57,018.50

Total 4000 Facilities Acquisition, Construction and Improvement Services

\$57,018.50

LEA : 114062003 Exeter Township SD

Printed 10/27/2016 2:28:15 PM

Other Capital Projects Fund (39)

4500 Building Acquisition and Construction Services – Original and Additional

Elementary

Secondary

Federal

Total

700 Property

720 Buildings

57,018.50

Total Property

\$57,018.50

Total 4500 Building Acquisition and Construction Services – Original and Additional

\$57,018.50

	<u>General Fund(10)</u>	<u>Public Purpose Trust(27)</u>	<u>Other Compt Approved (28)</u>	<u>Athletic / Activity(29)</u>	<u>Capital Reserve (690. 1850)(31)</u>
1000 Instruction					
1100 Regular Programs - Elementary / Secondary	27,059,854.84				
1200 Special Programs - Elementary / Secondary	10,868,765.10				
1300 Vocational Education	1,561,422.88				
1400 Other Instructional Programs - Elementary / Secondary	80,888.33				
Total Instruction	\$39,570,931.15				
2000 Support Services					
2100 Support Services - Students	2,092,333.49				
2200 Support Services - Instructional Staff	2,304,263.71				
2300 Support Services - Administration	3,410,506.48				
2400 Support Services - Pupil Health	614,054.22				
2500 Support Services - Business	622,582.20				
2600 Operation and Maintenance of Plant Services	4,837,026.54				
2700 Student Transportation Services	2,773,947.84				
2800 Support Services - Central	1,284,399.96				
2900 Other Support Services	47,184.10				
Total Support Services	\$17,986,298.54				
3000 Operation of Non-Instructional Services					
3200 Student Activities	1,345,521.16				
3300 Community Services	5,346.74				
Total Operation of Non-Instructional Services	\$1,350,867.90				
4000 Facilities Acquisition, Construction and Improvement Services					
4500 Building Acquisition and Construction Services - Original and Additional					
4600 Existing Building Improvement Services	658,080.92				
Total Facilities Acquisition, Construction and Improvement Services	\$658,080.92				
5000 Other Expenditures and Financing Uses					
5100 Debt Service / Other Expenditures and Financing Uses	8,739,618.38				
5200 Interfund Transfers - Out	625,155.37				
Total Other Expenditures and Financing Uses	\$9,364,773.75				
TOTAL ACTUAL EXPENDITURES & OTHER FINANCING USES	\$68,930,952.26				

LEA : 114062003 Exeter Township SD

Printed 10/27/2016 2:28:18 PM

	<u>Capital Reserve (1431)(32)</u>	<u>Other Capital Projects Fund(39)</u>	<u>Debt Service(40)</u>	<u>Permanent(90)</u>	<u>Total</u>
1000 Instruction					
1100 Regular Programs - Elementary / Secondary					27,059,854.84
1200 Special Programs - Elementary / Secondary					10,868,765.10
1300 Vocational Education					1,561,422.88
1400 Other Instructional Programs - Elementary / Secondary					80,888.33
Total Instruction					\$39,570,931.15
2000 Support Services					
2100 Support Services - Students					2,092,333.49
2200 Support Services - Instructional Staff					2,304,263.71
2300 Support Services - Administration		320,718.05			3,731,224.53
2400 Support Services - Pupil Health					614,054.22
2500 Support Services - Business					622,582.20
2600 Operation and Maintenance of Plant Services					4,837,026.54
2700 Student Transportation Services	27,477.49				2,801,425.33
2800 Support Services - Central					1,284,399.96
2900 Other Support Services					47,184.10
Total Support Services	\$27,477.49	\$320,718.05			\$18,334,494.08
3000 Operation of Non-Instructional Services					
3200 Student Activities					1,345,521.16
3300 Community Services					5,346.74
Total Operation of Non-Instructional Services					\$1,350,867.90
4000 Facilities Acquisition, Construction and Improvement Services					
4500 Building Acquisition and Construction Services - Original and Additional		57,018.50			57,018.50
4600 Existing Building Improvement Services	65,092.92				723,173.84
Total Facilities Acquisition, Construction and Improvement Services	\$65,092.92	\$57,018.50			\$780,192.34
5000 Other Expenditures and Financing Uses					
5100 Debt Service / Other Expenditures and Financing Uses					8,739,618.38
5200 Interfund Transfers - Out					625,155.37
Total Other Expenditures and Financing Uses					\$9,364,773.75
TOTAL ACTUAL EXPENDITURES & OTHER FINANCING USES	\$92,570.41	\$377,736.55			\$69,401,259.22

PSERS Salary Data (Salary Data should relate to the General Fund only)

Amount Description	Amount
Total Salary Base for salaries subject to PSERS withholding	29,369,112.01
Total Federally Funded salaries subject to PSERS withholding	1,026,102.55
	<hr/>

Title I Expenditure Data

Amount Description	Amount
Expenditures Funded with Current Title I Funds	26,181.01
Expenditures Funded with Carry over Title I Funds	390,636.32
	<hr/>
Total Title I Expenditure Data	\$416,817.33
	<hr/>

Title I ARRA Amount

Amount Description	Amount
Portion of Total Title I Expenditures funded with ARRA Title I	<hr/>

Benefits for Staff Relative to Collective Bargaining Agreements

	OBJECT	COVERED	NOT COVERED	TOTAL
10 General Fund				
	211 Medical Insurance	5,871,777.22	466,650.44	6,338,427.66
	212 Dental Insurance			
	215 Eye Care Insurance	14,151.32	1,517.22	15,668.54
	216 Prescription Insurance			
	271 Self-Insurance Medical Benefits			
	272 Self-Insurance Dental Benefits	329,796.42	21,313.33	351,109.75
	275 Self-Insurance Eye Care Benefits			
	276 Self-Insurance Prescription Benefits			
	FUND TOTAL	\$6,215,724.96	\$489,480.99	\$6,705,205.95
50 Enterprise Fund				
	211 Medical Insurance	88,720.92	17,629.97	106,350.89
	212 Dental Insurance			
	215 Eye Care Insurance		82.43	82.43
	216 Prescription Insurance			
	271 Self-Insurance Medical Benefits			
	272 Self-Insurance Dental Benefits	3,802.62	752.92	4,555.54
	275 Self-Insurance Eye Care Benefits			
	276 Self-Insurance Prescription Benefits			
	FUND TOTAL	\$92,523.54	\$18,465.32	\$110,988.86
60 Internal Service Fund	No Self Insurance data to report			
	211 Medical Insurance			
	212 Dental Insurance			
	215 Eye Care Insurance			
	216 Prescription Insurance			
	271 Self-Insurance Medical Benefits			
	272 Self-Insurance Dental Benefits			
	275 Self-Insurance Eye Care Benefits			
	276 Self-Insurance Prescription Benefits			
	FUND TOTAL			
Total of All Funds		\$6,308,248.50	\$507,946.31	\$6,816,194.81

LEA : 114062003 Exeter Township SD

Printed 10/27/2016 2:28:39 PM

Function	Special Education (Prior Year)	Nonspecial Education (Prior Year)	Total (Prior Year)	Special Education (Current Year)	Nonspecial Education (Current Year)	Total (Current Year)
2120 Guidance Services	262,160.80	1,231,127.66	1,493,288.46	252,652.90	1,205,266.71	1,457,919.61
2140 Psychological Services	550,050.32		550,050.32	585,313.59		585,313.59
2150 Speech Pathology and Audiology Services						
2160 Social Work Services	46,714.54		46,714.54	11,074.50		11,074.50
2260 Instruction and Curriculum Development Services	514,532.45		514,532.45	632,697.84		632,697.84
2350 Legal and Accounting Services	115,457.35	49,657.72	165,115.07	163,102.75	76,360.38	239,463.13
2420 Medical Services						
2440 Nursing Services	97,412.57	457,457.06	554,869.63	106,413.67	506,940.55	613,354.22
2700 Student Transportation Services	564,828.00	2,232,173.00	2,797,001.00	568,329.82	2,202,104.63	2,770,434.45
Total	\$2,151,156.03	\$3,970,415.44	\$6,121,571.47	\$2,319,585.07	\$3,990,672.27	\$6,310,257.34

(PRINCIPAL AMOUNTS ONLY)

ALL GOVERNMENTAL FUND TYPES

	Short-Term Borrowing	General Obligation Bonds/Notes	Authority Building Obligations	Other Long-Term Debt	Other Post-Employment Benefits (OPEB)	Compensated Absences	Net Pension Liability	Total
1. Debt at Beginning of Fiscal Year		79,951,306.00		86,766.21	520,972.00	1,940,963.00	80,336,000.00	162,836,007.21
2. Additional Debt Incurred During Year					458,141.00	262,198.00	16,604,000.00	17,324,339.00
3. Retirements and Repayments		3,707,980.00		86,766.21	331,132.00	292,800.00		4,418,678.21
4. Debt at End of Fiscal Year		76,243,326.00			647,981.00	1,910,361.00	96,940,000.00	175,741,668.00
5. Accreted Interest at End Of Fiscal Year		8,839,674.00						8,839,674.00
6. Total Debt and Accreted Interest		85,083,000.00			647,981.00	1,910,361.00	96,940,000.00	184,581,342.00
7. Current Portion P&I - Due within 1 year		8,323,394.98						8,323,394.98
8. Interest Paid during current fiscal year		4,942,672.02		2,199.73				4,944,871.75

(PRINCIPAL AMOUNTS ONLY)

ALL PROPRIETARY FUND TYPES

	Short-Term Borrowing	General Obligation Bonds/Notes	Authority Building Obligations	Other Long-Term Debt	Other Post-Employment Benefits (OPEB)	Compensated Absences	Net Pension Liability	Total
1. Debt at Beginning of Fiscal Year						124,283.23	1,794,000.00	1,918,283.23
2. Additional Debt Incurred During Year						11,745.00	371,000.00	382,745.00
3. Retirements and Repayments						1,164.39		1,164.39
4. Debt at End of Fiscal Year						134,863.84	2,165,000.00	2,299,863.84
5. Accreted Interest at End Of Fiscal Year								
6. Total Debt and Accreted Interest						134,863.84	2,165,000.00	2,299,863.84
7. Current Portion P&I - Due within 1 year								
8. Interest Paid during current fiscal year								

Total Principal and Interest Payments Made by Your School - All Funds

Function	Fund		Principal (910)	Principal (920)	Interest (830)	Total (Principal +Interest)	Misc Other Uses (990)
5110	10	General Fund	3,794,746.21		4,944,871.73	8,739,617.94	
5110	20	Special Revenue Funds					
5110	30	Capital Projects Funds					
5110	40	Debt Service Fund					
5110	90	Permanent Fund					
5120	10	General Fund					
5120	20	Special Revenue Funds					
5120	30	Capital Projects Funds					
5120	40	Debt Service Fund					

Total Debt Payments - Governmental Funds			\$3,794,746.21		\$4,944,871.73	\$8,739,617.94	
---	--	--	-----------------------	--	-----------------------	-----------------------	--

Function	Fund		Principal (910)	Principal (920)	Interest (830)	Total (Principal +Interest)
5110	50	Enterprise Fund				
5110	60	Internal Service Fund				
5120	50	Enterprise Fund				
5120	60	Internal Service Fund				

Total Debt Payments - Proprietary Funds						
--	--	--	--	--	--	--

Bond Details
Governmental Funds

Debt Category	Debt Issue Date (MM/YYYY)	Principal Amounts Only			Debt at End of Fiscal Year	Current Portion Due Within One Year (Principal and Interest)	Interest Paid During Fiscal Year
		Debt at Beginning of Fiscal Year	Additions	Reductions / Repayments			
Other Long Term Debt/Liabilities		86,766.21		86,766.21			2,199.73
Other Post-Employment Benefits (OPEB)		520,972.00	458,141.00	331,132.00	647,981.00		
Compensated Absences		1,940,963.00	262,198.00	292,800.00	1,910,361.00		
General Obligation Bonds/Notes – CAB	10/1994	3,537,306.00		976,980.00	2,560,326.00	3,799,994.00	2,823,020.00
General Obligation Bonds/Notes – CIB	12/2011	8,395,000.00		670,000.00	7,725,000.00	899,346.26	229,446.26
General Obligation Bonds/Notes – CIB	01/2012	4,475,000.00		430,000.00	4,045,000.00	540,107.50	103,007.50
General Obligation Bonds/Notes – CIB	12/2012	25,550,000.00		415,000.00	25,135,000.00	931,615.46	890,563.90
General Obligation Bonds/Notes – CIB	02/2013	9,450,000.00		55,000.00	9,395,000.00	265,815.00	211,365.00
General Obligation Bonds/Notes – CIB	01/2014	9,990,000.00		30,000.00	9,960,000.00	739,391.26	319,571.26
General Obligation Bonds/Notes – CIB	01/2015	5,034,000.00		1,121,000.00	3,913,000.00	837,493.00	60,392.25
General Obligation Bonds/Notes – CIB	02/2015	9,245,000.00		5,000.00	9,240,000.00	209,232.50	212,194.60
General Obligation Bonds/Notes – CIB	03/2015	4,275,000.00		5,000.00	4,270,000.00	100,400.00	93,111.25
Net Pension Liability		80,336,000.00	16,604,000.00		96,940,000.00		
Totals for Debt Entered:		\$162,836,007.21	\$17,324,339.00	\$4,418,678.21	\$175,741,668.00	\$8,323,394.98	\$4,944,871.75

Bond Details
Proprietary Funds

Debt Category	Debt Issue Date (MM/YYYY)	Principal Amounts Only			Debt at End of Fiscal Year	Current Portion Due Within One Year (Principal and Interest)	Interest Paid During Fiscal Year
		Debt at Beginning of Fiscal Year	Additions	Reductions / Repayments			
Net Pension Liability		1,794,000.00	371,000.00		2,165,000.00		
Compensated Absences		124,283.23	11,745.00	1,164.39	134,863.84		
Totals for Debt Entered:		\$1,918,283.23	\$382,745.00	\$1,164.39	\$2,299,863.84		

LEA : 114062003 Exeter Township SD

Printed 10/27/2016 2:28:40 PM

Accreted Interest Detail
Governmental Funds

Debt Category	Debt Issue Date (MM/YYYY)	Beginning Accreted Interest	Additions	Reductions	Ending Accreted Interest	Ending bond Principal	Ending Principal Plus Accreted Interest
General Obligation Bonds/Notes – CAB	10/1994	11,662,694.00		2,823,020.00	8,839,674.00	2,560,326.00	11,400,000.00
Totals for Debt Entered:		\$11,662,694.00		\$2,823,020.00	\$8,839,674.00	\$2,560,326.00	\$11,400,000.00

General Fund (10)

Section 1: Tuition/Purchased Services as Reported within Expenditure Detail

	Amount
Tuition Reported in General Fund Expenditures 1000-560	4,468,820.86
Purchased Services in General Fund Expenditures 1000-594 and 1000-597	

Section 1 Total	\$4,468,820.86
------------------------	-----------------------

Section 2: Tuition Paid to Institution Types During Fiscal Year

	Tuition Paid For Nonspecial Education	Tuition Paid For Special Education	Total
1 1306 Institutions			
2 Institutionalized Children's Programs			
3 Juveniles Incarcerated in Adult Facilities			
4 Residential Treatment Facilities			
5 Other Local Education Agencies	112,763.38	21,578.22	134,341.60
6 Brick and Mortar Charter Schools	35,640.01		35,640.01
7 Cyber Charter Schools	633,817.85	577,347.63	1,211,165.48
8 Career and Technology Centers	1,301,750.55	85,505.35	1,387,255.90
9 Approved Private Schools	109,277.11	1,564,293.98	1,673,571.09
10 PA Chartered Schools for the Deaf and Blind			
11 Private Residential Rehabilitative Institutions		26,846.78	26,846.78
12 Juvenile Detention Centers			
13 Special Program Jointures			
14 Other Tuition Not Included Elsewhere In This Section			

Section 2 Total	\$2,193,248.90	\$2,275,571.96	\$4,468,820.86
------------------------	-----------------------	-----------------------	-----------------------

1 .	<u>Student Transportation Services for Educational Field Trips</u>	5,828.92
2 .	<u>Student Transportation Services for Student Activities</u>	80,070.56
3 .	<u>Rental of Vehicles for Student Transportation Services</u>	
4 .	<u>Capital Reserve Funds</u>	

Include only district-owned transportation expenditures paid from State or local money.
 DO NOT include federal expenditures or payments to contract service providers.
 Contracted transportation services should not be recorded on this schedule.